

更多资讯
<http://www.bisonglighting.com>



☎ 400 828 0186

LED 照明产品目录²⁰²⁴ Product catalogue



官方微信公众号

江苏碧松照明股份有限公司
江苏省启东市人民西路2077号
电话 / 0513-83120863
传真 / 0513-83120850
邮箱 / Info@bisonglighting.com

Jiangsu bisong lighting co.ltd
No.2077 West Renmin Road, Qidong City, Jiangsu Province, China
tel:0086-513-83316998
fax:0513-83120850
email : Info@bisonglighting.com

☎ 400 828 0186



索田 (SOTAE) 专注照明技术、产品和解决方案创新几十年, 拥有国家城市及道路工程资质, 在工厂、道路、建筑等专业照明领域获得了用户广泛信赖, 并荣获了江苏省著名商标称号。

索田 (SOTAE) 产品畅销海内外30多个国家和地区, 产品的CE、AAA、CCC、CQC等各类认证齐全, 并获得一批产品的发明专利授权; 公司遵循ISO9001和ISO14000 要求严格进行质量及环境体系管理; 公司拥有江苏省高新技术企业、江苏省重合同守信用企业等荣誉; 公司成功登陆上市新三板, 股票代码831348。

2018年公司提出新发展战略和三年规划, 以创新驱动、聚焦专业照明为发展愿景, 以尽心服务客户为核心价值观, 将高水平设计和质量融入照明产品、将最新智能科技和功能融入照明系统, 加速转型升级为高质量发展的照明科技公司。

Focusing on lighting technology, product and solution innovation for decades, SOTAE has national urban and road engineering qualifications, in the factory, road, construction and other professional lighting field has been widely trusted by users, and won the title of Jiangsu Province famous trademark.

SOTAE products sell well in more than 30 countries and regions, the CE, AAA, CCC, CQC and other kinds of certification of products are complete, and obtained a number of product invention patent authorization. The company follows the requirements of ISO9001 and ISO14000 to strictly manage the quality and environment system. The company has the honor of Jiangsu Province high-tech enterprise, value contract and keep faith enterprise; The company successfully listed on the New Third Board, and the stock code is 831348.

In 2018, the company put forward a new development strategy and three-year plan. With innovation-driven, focusing on professional lighting as the development vision and dedicated customer service as the core values, the company integrates high-level design and quality into lighting products and the latest intelligent technology and functions into the lighting system, accelerating the transformation and upgrading into a lighting technology company with high quality development.

企业资质

江苏省高新技术企业

多项发明专利及实用新型专利

ISO9001、ISO14000体系认证

国家强制产品“3C”认证

城市及道路照明工程专业承包 叁级资质

上海浦东智能照明联合会会员单位

Enterprise qualification

High-tech enterprises in Jiangsu Province

A number of invention patents and utility model patents

ISO9001, ISO14000 system certification

National compulsory product "3C" certification

Urban and road lighting engineering professional contracting PA grade qualification

President of Shanghai Pudong Intelligent Lighting Association

... ..



服务&投诉管理

客户投诉管理

客户如有投诉意见等可直接拨打400 828 0186服务热线, 会有专人对您的投诉建议进行处理, 并在最短的时间内将处理意见反馈给客户。

从产品到服务, 索田照明始终坚持以极致为标准, 立足国内外照明市场。以最专业性的人员, 及时和全方位地关注客户的每一个服务需求, 并通过提供广泛、全面和快捷的服务, 使客户体验到无处不在的满意和可信赖的贴心服务。


Email: Service@bisong.cc

Service complaint management

If you have complaints, you can call the service hotline at 400 828 0186 directly. There will be a special person to deal with your complaints and suggestions, and the feedback will be sent to the customer in the shortest time.

From products to services, Soda Lighting always adhere to the extreme as the standard, based on the lighting market at home and abroad. With the most professional personnel, timely and comprehensive attention to the customer's every service needs, and by providing extensive, comprehensive and fast services, so that customers experience ubiquitous satisfaction and reliable intimate service.

Email: Service@bisong.cc



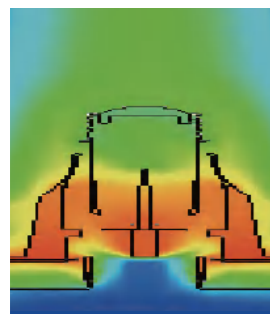
持续研发的DOB驱动技术 / Continuous development of DOB drive technology

- + 历经10年持续研发的AC DOB驱动技术，寿命长达50K小时，兼容PWM和0-10V调光；
- + 基于最新IC和BOOST架构的高效率 DC DOB驱动技术，效率高达96%；
- + 完整系列的隔离驱动电源技术，产品经受过国内外市场充分考验；
- + After 10 years of continuous development of AC DOB drive technology, life as long as 50K hours, compatible with PWM and 0-10V dimming;
- + High efficiency DC DOB driver technology based on the latest IC and BOOST architecture, with efficiency up to 96%;
- + A complete series of isolated drive power technology, the products have been fully tested in the domestic and foreign markets.




值得信赖的IP设计和工艺技术 / Reliable IP design and process technology

- + 专业的密封灯具腔体呼吸设计，彻底消除灯具真空吸水现象；
- + 可靠的防真空吸水电源线设计，杜绝电源线漏水；
- + 高压在线IP检测工艺，保证客户放心使用；
- + Professional sealed lamp cavity breathing design, completely eliminate the phenomenon of vacuum water absorption;
- + Reliable anti-vacuum suction power cord design, prevent power cord leakage.
- + High voltage online IP detection technology, to ensure the use of customers at ease.




行业领先的Thermal应用技术 / Industry-leading Thermal application technology

- + 采用多种导热和散热材料，包括石墨烯塑料和石墨烯防护涂层；
- + 科学应用多种散热技术，灯具双面散热设计可提升散热效果30%；
- + A variety of heat and heat conduction and heat dissipation materials, including graphene plastics and graphene protective coatings;
- + Scientific application of a variety of heat dissipation technology, double-sided heat dissipation design can improve the heat dissipation effect by 30%.



享有专利的视觉和光学设计 / Patented visual and optical designs

- + 3D成像景观灯具，开创了景观照明视觉先河；
- + 防眩光光效设计，使眩光指数小于19；
- + 采用玻璃和硅胶符合透镜技术，减少光损失10%以上；
- + 3D imaging landscape lighting, creating a visual pioneer in landscape lighting;
- + Anti-glare light efficiency design, glare index is less than 19;
- + Use glass and silica gel in line with lens technology to reduce light loss by more than 10%.



跨界融合的智能传感和灯具 / Crossover integration of smart sensing and lighting

- + 成熟应用无线通信路灯和系统，为智慧路灯提供可靠产品；
- + 运用多功能集成传感器，使工厂和道路照明更加节能；
- + 基于SIG mesh的工厂照明解决方案开始应用；
- + Mature application of wireless communication street lamp and system, to provide reliable products for intelligent street lamp;
- + Use multifunctional integrated sensors to make factory and road lighting more energy efficient;
- + The SIG Mesh-based factory lighting solution was introduced.

公司每年投入总销售额的6%作为专项研发费用，坚持以核心技术驱动产品不断迭代创新，利用自身核心优势，不断优化产品成本，逐步提升产品性能，并在产品市场化推进过程中，进行前瞻性的人才、技术和系统解决方案储备。

The company invests 6% of the total sales as special research and development expenses every year, adheres to the core technology to drive product iteration and innovation, takes advantage of its core advantages, constantly optimizes product cost, gradually improves product performance, and carries out forward-looking talent, technology and system solution reserve in the process of product marketization.

照 | 明 | 专 | 业 | 术 | 语

相关标准及主要文献

GB 7000.1	灯具 第1部分 一般要求与试验	GB17743	电气照明和类似设备的无线电骚扰特性的限值和测量方法
GB 7000.201	灯具 第2-1部分：特殊要求 固定式通用灯具	GB/T18595	一般照明用设备电磁兼容抗扰度要求
GB 7000.203	灯具 第2-3部分：特殊要求 道路与街路照明灯具安全要求	GB19510.14	灯的控制装置 第14部分:LED模块用直流或交流电子控制装置的特殊要求
GB7000.7	投光灯具安全要求	CJJ45	城市道路照明设计标准
GB 7000.213	灯具 第2-13部分：特殊要求 地面嵌入灯具	JGJ/T119	建筑照明术语标准
GB 7000.218	灯具 第2-18部分：特殊要求 游泳池和类似场所用灯具	GB 50034	建筑照明设计标准
GB 7000.2	灯具 第2-22部分：特殊要求 应急照明灯具	JGJ153	体育场馆照明设计及检测标准
GB/T 31832	LED城市道路照明应用技术要求	JTJ 026.1	公路隧道通风照明设计规范
GB 17625.1	电磁兼容 限值 谐波电流发射限值(设备每相输入电流≤16A)		

照明设计手册（第二版）

照明术语

光 light 任何能够直接引起视觉的辐射,亦称可见辐射。它的光谱范围没有明确的界线,一般在波长 λ 为380~780nm(10~9m)之间。

光通量 luminous flux 根据辐射对CIE标准光度观测者的作用,从辐射通量 Φ ,导出的光度量。该量的符号为 Φ_v ,单位为lm(流明)。

光效 Light efficiency 光源所发出的总光通量与该光源所消耗的电功率(瓦)的比值,称为该光源的光效。

显色性 color rendering 与参考标准光源相对比较时,光源显现物体颜色的特性。

色温 color temperature 当某一种光源的色品与某一温度下的黑体辐射体(黑体)的色品相同时,完全辐射体的文帝即为这种光源的色温,以符号为T表示,单位为K。

照度 illuminance 表示上一点的照度等于入射到包含该点的面元上的光通量与面元的面积之商。

照度平均值 uniformity ratio of illuminance 表示给定平面上照度变化的量。通常用最小照度与平均中阿杜之比表示;有时指最小照度与最大照度之比。

距高比 spacing height ratio 照明装置中两个相邻灯具中心之间的距离与灯具至工作面的悬挂高度之比。

道路照明 road lighting 将灯具安装在高度通常为15m以下的灯杆上,按一定间距有规律地连续设置在道路的一侧,两侧或中央分车带上的照明。

高杆照明 high-mast lighting 一组灯具以固定方向安装在高度等于或大于20m的灯杆顶部进行大面积照明的一种照明方式。

泛光照明 floodlighting 用投光灯照明一个面积较大的景物或场地,是使被照面亮度明显高于周围环境的照明。

照明功率密度 lighting power density(LPD) 单位面积上的照明安装功率(包括光源、镇流器或变压器),单位为W/m²。

防护等级

照明装置提供的固体和液体渗入防护等级采用IP前缀(国际防护)加上两位数字表示。第一个数字表示固体进入防护等级,第二个数字表示液体进入防护等级。字母IK表示灯具抗冲击强度

第一位特征数字 固体渗入防护等级

0	无防护
1	防止粒径大于50mm的固体渗入
2	防止粒径大于12mm的固体渗入
3	防止粒径大于2.5mm的固体渗入
4	防止粒径大于1mm的固体渗入
5	防止灰尘渗入
6	完全防止灰尘渗入

第二位特征数字 液体渗入防护等级

0	无防护
1	防止水滴垂直落入
2	防止水滴以最大不超过15°的角度落入
3	雨水防护
4	溅水防护
5	喷水防护
6	海浪防护
7	浸泡效果防护
8	长时间浸泡效果防护

第一位编号	防尘	第二位编号	防水	IK	耐撞击
0	无防护	0	无防护	00	无防护
1	 防护粒径大于50mm的固体渗入	1	 防护垂直落下的水滴	01-05	 撞击<1焦耳
2	 防护粒径大于12mm的固体渗入	2	 箱体倾斜15°时,防护垂直落下的水滴	06	 1焦耳撞击
3	 防护粒径大于2.5mm的固体渗入	3	 防护以60°角从垂直线两侧逃出的水	07	 2焦耳撞击
4	 防护粒径大于1mm的固体渗入	4	 防护从每个方向对箱体的溅水	08	 5焦耳撞击
5	 防护灰尘	5	 防护从每个方向对箱体的低压喷水	09	 10焦耳撞击
6	 灰尘封闭	6	 防护从每个方向对箱体的高压喷水	10	 20焦耳撞击
		7	 防护在1.5cm-1m深水浸入30分钟		
		8	 防护长时间浸入水中		



◎ 城市泛光照明 Urban flood lighting



◎ 市政高速照明 Municipal high speed lighting



◎ 工厂照明 Highbay lighting



◎ 隧道照明 Tunnel lighting



◎ 油站灯 Gas station canopy light



◎ 智能管理灯具 Intelligent management light



◎ 电源模组 Power module



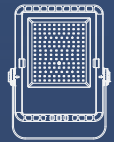
◎ 产品配置标识 Product configuration identification




SOTAE

Urban flood lighting
城市泛光照明

NEW PRODUCT



ZY3



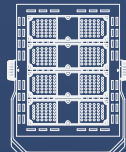
ZY4



ZY5




SPF100



FG206



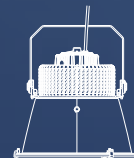
SPF200



ZY7



ZY9



ZY10




ZY1



ZY81



ZY18



ZY7AC



ZY116




ZY117




球场/码头/高杆照明 ZY1 STD

COURT/DOCK/HIGH POLE LIGHTING ZY1

100-1000W (100W/模组)



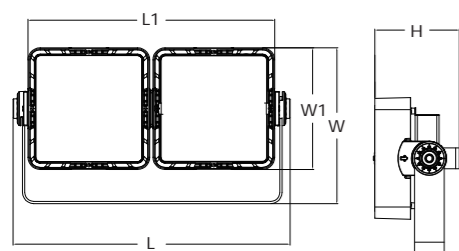
- + 100W模块化设计, 自由组合满足不同的应用需要;
 - + 采用高效电源技术, 抗干扰能力大大加强, 适用区域更为广泛;
 - + 多种透镜组合满足不同投射距离;
 - + 选用优质大颗粒光源, 灯具光效高, 更节能。
- + 100W Modular design, free combination to meet different application needs;
 - + High-efficiency power supply technology, greatly enhanced anti-interference ability, more applicable area;
 - + A variety of lens combinations to meet the different projection distance;
 - + Select high-quality large particle light source, lamps efficiency is higher, and more energy-saving



产品尺寸(mm)

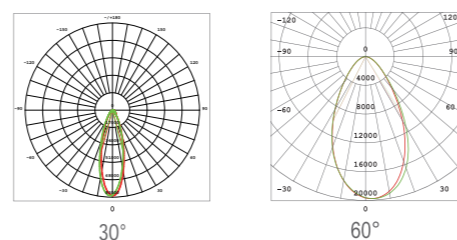
PRODUCT SIZE

	100W	200W	300W	400W	500W	600W	800W	900W	1000W
L1	162.6	330	496.2	330	830	496.2	663	496	830
L	212	380	550	380	880	550	715	547	880
W1	162.6	162.6	162.6	330	162	330	330	496	330
W	201.3	210	210	375	225	376.5	378	557	392
H	95.7	115	115	115	116	115	115	115	116



配光曲线

LIGHT DISTRIBUTION CURVE



产品参数 PRODUCT PARAMETERS

	ZY1
系统功率 System power(W)	100×n
系统输出 System output (Lm)	100×n×125
系统效率 Efficacy (Lm/W)	125
色温 Color temperature (K)	5700K
显指 CRI (Ra)	80
输入电压 Input voltage	220-240V、50/60Hz
功率因素 PF	0.95
发光角度 Beam angle	30°/60°
防护等级 IP	IP65
冲击力等级 IK	IK07
电源 Driver	DC DRIVER
电器等级 Electrical appliance class	Class I
适用环境温度 Applicable ambient temperature	-25℃ ~ +55℃
浪涌等级 Surge grade	L-N: 4 KV L/N-G : 6 KV
灯具寿命 Luminaire lifespan	35000hrs@Lm70/B50-Ta35℃

- + n代表模组数量 (1≤n≤10, n≠7)
- + n represents module number (1≤n≤10, n≠7)



泛光灯 ZY3 | FLOOD LIGHT ZY3 ECO

30W/50W/100W/150W/200W



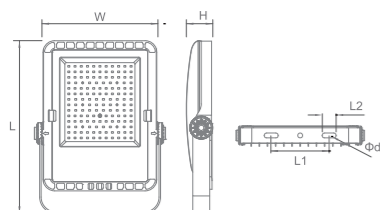
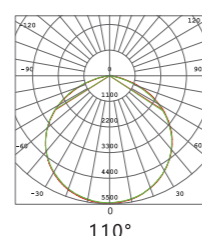
- +采用索田高压DOB.pro电源技术，无外置驱动，内置过压保护功能；
- +最新的反射应用技术，反射效率及一致性高；
- +整体压铸成型铝壳，美观坚固防水。

- +SOTAE high voltage DOB pro power technology, no external driver, built-in overvoltage protection function;
- +The latest reflection application technology, high reflection efficiency and consistency;
- +The whole die casting aluminum shell, beautiful, strong and waterproof.

产品尺寸(mm) PRODUCT SIZE

	30W	50W	100W	150/200W
L	194	220	295	339
W	125	147	223	244
H	23	28	41	36
L1	76	76	76	96
L2	7.5	7.5	13.5	14
d	8	8	8	12

配光曲线 LIGHT DISTRIBUTION CURVE



产品参数 PRODUCT PARAMETERS

	30W	50W	100W	150W	200W
电源 Driver	AC-DOB				
系统功率 System power(W)	30	50	100	150	200
系统输出 System output (Lm)	2700	4500	9000	16500	18000
系统效率 Efficacy (Lm/W)	90				
色温 Color temperature (K)	5700				
显指 CRI (Ra)	80				
输入电压 Input voltage	220V~240V、50/60Hz				
功率因素 PF	0.9				
发光角度 Beam angle	110°				
防护等级 IP	IP65				
冲击力等级 IK	IK06				
电器等级 Electrical appliance class	Class I				
适用环境温度 Applicable ambient temperature	-40°~45°				
浪涌等级 Surge grade	L-N: 2KV L/N:G : 2KV				
灯具寿命 Luminaire lifespan	25000hrs@Lm70/B50-Ta35°C				


- * 3000K可选，光效85Lm/W
- * 3000K optional efficacy 85Lm/W

泛光灯 ZY4 | FLOOD LIGHT ZY4

500W/600W **STD**

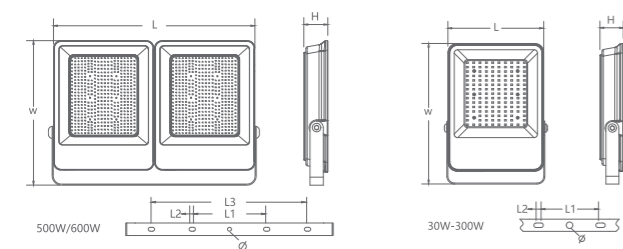
30W/50W/100W/150W/200W **ECO**

250W/300W **STD**



- + 30W~200W采用高压DOB.PRO电源技术, 无外置驱动, 内置过压保护功能;
- + 250W~600W 采用高达96%效率的BOOST驱动, 专为大型城市广场等高杆照明环境设计, 灯具外观与性能都能满足使用需求;
- + 高浪涌防护30W~200W:2-3KV; 250W~600W:4-4KV, 使灯具可以在较高的灯杆上使用;
- + 4mm钢化玻璃, 整灯IP65防护, 灯具更耐用;
- + 设计寿命为25000小时, 工期内不用换灯。

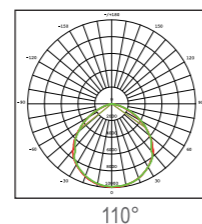
- + 30W-200W adopts high voltage DOB.PR power technology, no external driver, built-in with over subprotection function;
- + 250W-600W uses 96% efficiency BOOST drive, specially designed for large city squares and other high pole lighting environment, the appearance and performance of the lamps can meet the needs of use;
- + High surge protection 30W~200W:2-3KV; 250W~600W:4-4KV, so that the lamp can be used on the higher lamp pole;
- + 4mm toughened glass, the whole lamp protection is ip65, lamps more durable;
- + The design lifespan is 25,000 hours, during the construction period do not need to change the light.



产品尺寸(mm) PRODUCT SIZE

	30W	50W	100W	150W	200W	250/300W	500/600W
L	120	142	184.7	237.8	285	324	651
W	180	215	271.1	344	420	468	468
H	42	42	45	48	48	72	72
L1	65.5	76.5	93.5	142	101	179	237
L2	5.5	7.5	6.5	9	19	13	8
L3	/	/	/	/	/	/	497
φ	6.5	8	8.5	9	11	13	13

配光曲线 LIGHT DISTRIBUTION CURVE



产品参数 PRODUCT PARAMETERS

	30W	50W	100W	150W	200W	250W	300W	500W	600W
电源 Driver	AC-DOB					DC DRIVER			
系统功率 System power(W)	30	50	100	150	200	250	300	500	600
系统输出 System output (Lm)	2700	4500	9000	13500	18000	25000	30000	50000	60000
系统效率 Efficacy (Lm/W)	90					100			
色温 Color temperature (K)	5700								
显指 CRI (Ra)	80								
输入电压 Input voltage	220V~240V、50/60Hz								
功率因素 PF	0.9								
发光角度 Beam angle	110°								
防护等级 IP	IP65								
冲击力等级 IK	IK06								
电器等级 Electrical appliance class	Class I								
适用环境温度 Applicable ambient temperature	-40°~45°								
浪涌等级 Surge grade	L-N: 2KV			L/N:G: 3KV			L-N: 4KV		L/N:G: 6KV
灯具寿命 Luminaire lifespan	25000hrs@Lm70/B50-Ta35°C								

* 3000K可选, 光效85Lm/W
* 3000K optional efficacy 85Lm/W

泛光灯 ZY5 | FLOOD LIGHT ZY5 STD

50W/70W/100W/150W/200W



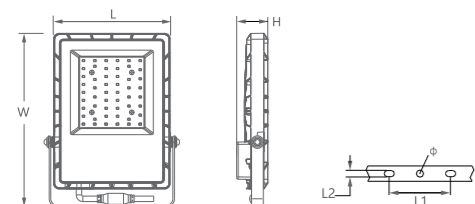
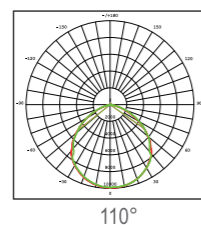
- + 采用高达96%效率的BOOST驱动;
- + 高浪涌防护4-4KV, 使灯具可以在较高的灯杆上使用;
- + 最新的反射应用技术, 反射效率及一致性高;
- + 整体压铸成型铝壳, 美观坚固防水。

- + With up to 96% efficiency BOOST driver;
- + High surge protection 4-4KV, so that the lamp can be used on the higher lamp pole;
- + The latest reflection application technology, high reflection efficiency and consistency;
- + The whole die casting aluminum shell, beautiful, strong and waterproof.

产品尺寸(mm) PRODUCT SIZE

	50W	70/100W	150W	200W
L	149	179.5	225	250
W	221.5	264.5	330	365
H	40	40	44	48
L1	76	90	120	120
L2	5.5	6.5	11	11
d	7	9	11	11

配光曲线 LIGHT DISTRIBUTION CURVE



产品参数 PRODUCT PARAMETERS

	50W	70W	100W	150W	200W
电源 Driver	DC DRIVER				
系统功率 System power(W)	50	70	100	150	200
系统输出 System output (Lm)	5500	7700	11000	16500	22000
系统效率 Efficacy (Lm/W)	110				
色温 Color temperature (K)	5700				
显指 CRI (Ra)	80				
输入电压 Input voltage	220V-240V、50/60Hz				
功率因素 PF	0.9				
发光角度 Beam angle	110°				
防护等级 IP	IP65				
冲击力等级 IK	IK06				
电器等级 Electrical appliance class	Class I				
适用环境温度 Applicable ambient temperature	-40° ~45°				
浪涌等级 Surge grade	L-N: 1KV	L/N: G: 2KV	L-N: 4KV		L/N: G: 4KV
灯具寿命 Luminaire lifespan	15000hrs@Lm70/B50-Ta35°C				

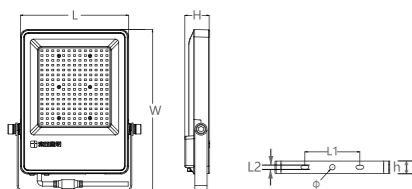
* 3000K可选, 光效85Lm/W
* 3000K optional efficacy 85Lm/W

泛光灯 ZY116 | FLOOD LIGHT ZY116 PLUS STD

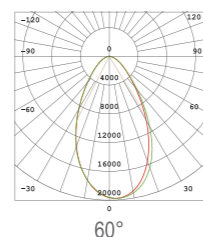
50W/100W/150W/200W



- + 采用索田BOOST自制电源内置式设计，通过第三方权威机构检测，效率高达98%；
- + 高浪涌防护4KV，使灯具可以在较高的灯杆上使用；
- + 最新的反射应用技术，反射效率及一致性高；
- + 整体压铸成型铝壳，美观坚固防水。
- + Adopts SOTAE BOOST self-made built-in power supply design, through the test of the third-party authority, the efficiency is up to 98%;
- + High surge protection 4KV, so that the light can be used on a higher lamp pole;
- + The latest reflection application technology, high reflection efficiency and consistency;
- + The whole die-casting aluminum shell, beautiful, strong and waterproof.



配光曲线 LIGHT DISTRIBUTION CURVE



产品尺寸(mm) PRODUCT SIZE

	50W	100W	150W	200W
W	213	266	330	363
L	142	177	221	247
H	38	40	45	45
φ	7	9	11	11
L1	76	90	120	120
L2	5.5	6.5	11	11
h	15	20	25	30



产品参数 PRODUCT PARAMETERS

	50W	100W	150W	200W
电源 Driver	BSLT-BS-AN50X480	BSLT-BS-AN100X480	BSLT-BS-AN150X480	BSLT-BS-AN200X480
系统功率 System power(W)	50	100	150	200
系统输出 System output (Lm)	6500	13000	19500	26000
系统效率 Efficacy (Lm/W)	130			
色温 Color temperature (K)	3000K/4000K/5700K			
显指 CRI (Ra)	80			
输入电压 Input voltage	100-277V/50-60Hz			
功率因素 PF	95%@220V			
发光角度 Beam angle	60° 可选30° 45° 90° with lens 30°, 45°, 90° optional			
防护等级 IP	IP65			
冲击力等级 IK	IK06, 4mm toughened glass			
电器等级 Electrical appliance class	Class I			
适用环境温度 Applicable ambient temperature	-20 ~ 45°			
浪涌等级 Surge grade	L-N:4KV L/N-PE:4KV			
灯具寿命 Luminaire lifespan	30000hs@Lm70, Ta35°			

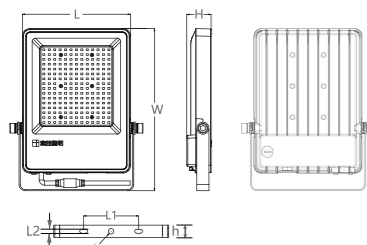
泛光灯 ZY116S | FLOOD LIGHT ZY116S STD

50W/100W/150W/200W

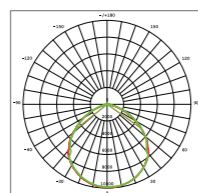


- + 采用索田BOOST自制电源内置式设计，通过第三方权威机构检测，效率高达98%；
- + 高浪涌防护4KV，使灯具可以在较高的灯杆上使用；
- + 最新的反射应用技术，反射效率及一致性高；
- + 整体压铸成型铝壳，美观坚固防水；
- + 拨码可调三种色温：3000K,4000K,5700K。每种色温均可独立使用，最大限度的延长了灯具使用寿命。

- + Adopts SOTAE BOOST self-made built-in power supply design, through the test of the third-party authority, the efficiency is up to 98%;
- + High surge protection 4KV, so that the light can be used on a higher lamp pole;
- + The latest reflection application technology, high reflection efficiency and consistency;
- + The whole die-casting aluminum shell, beautiful, strong and waterproof.
- + three color temperatures can be adjusted by dip switch: 3000K,4000K,5700K. Each color temperature can be used solely, which maximizes the service life of the lamp.



配光曲线 LIGHT DISTRIBUTION CURVE



110°

产品尺寸(mm) PRODUCT SIZE

	50W	100W	150W	200W
W	213	266	330	363
L	142	177	221	247
H	38	40	45	45
φ	7	9	11	11
L1	76	90	120	120
L2	5.5	6.5	11	11
h	15	20	25	30



产品参数 PRODUCT PARAMETERS

	50W	100W	150W	200W
电源 Driver	BSLT-BS-AN50X480	BSLT-BS-AN100X480	BSLT-BS-AN150X480	BSLT-BS-AN200X480
系统功率 System power(W)	50	100	150	200
系统效率 Efficacy (Lm/W)	130Lm/w (4000K)			
色温 Color temperature (K)	5700K (3000/4000K可调)			
显指 CRI (Ra)	80			
输入电压 Input voltage	220-240V/50-60Hz			
功率因素 PF	95%@220V			
发光角度 Beam angle	110°			
防护等级 IP	IP65			
冲击力等级 IK	IK06, 4mm toughened glass			
电器等级 Electrical appliance class	Class I			
适用环境温度 Applicable ambient temperature	-20 ~ 45°			
浪涌等级 Surge grade	L-N:4KV L/N-PE:4KV			
灯具寿命 Luminaire lifespan	30000hs@Lm70, Ta35°			

泛光灯 ZY117 | FLOOD LIGHT ZY117 PLUS STD

50W/100W/150W/200W



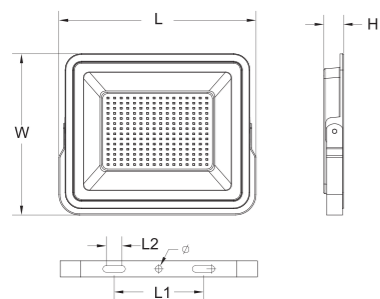
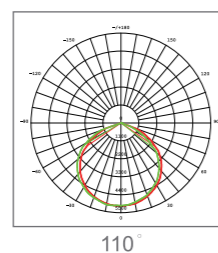
- + 采用索田高压DOB.pro电源技术方案，光源、电源一体式设计。无外置电源，直接接通电压220V，去除电源和变压造成的电子干扰；
- + 最新的反射应用技术，反射效率及一致性高；
- + 整体冲压成型，美观坚固，防水性能更好。

- + Adopts SOTAE high voltage DOB.pro power technology, uses integrated design of light source and power supply. No external power supply, directly connect voltage 220V, remove the electronic interference caused by power supply and transformer;
- + The latest reflection application technology, high reflection efficiency and consistency;
- + The whole stamping forming, beautiful and strong, better waterproof performance.

产品尺寸(mm) PRODUCT SIZE

	50W	100W	150W	200W
L	227	260	306	350
W	185	215	255	290
H	30	30	30	30
L1	90	90	139	139
L2	20	25	25	25
Φ	9	11	11	11

配光曲线 LIGHT DISTRIBUTION CURVE



产品参数 PRODUCT PARAMETERS

	50W	100W	150W	200W
系统功率 System power (W)	50	100	150	200
系统输出 System output (Lm)	4500	9000	13500	18000
系统效率 Efficacy (Lm/W)	90			
色温 Color temperature (K)	3000K/400K/5700K			
显指 CRI (Ra)	80			
输入电压 Input voltage	AC220-240			
功率因素 PF	0.9			
发光角度 Beam angle	110°			
防护等级 IP	IP65			
冲击力等级 IK	IK03			
电源 Driver	DOB			
电器等级 Electrical appliance class	Class I			
适用环境温度 Applicable ambient temperature	-20°~40°			
浪涌等级 Surge grade	L-N:2KV L/N-PE:2KV			
灯具寿命 Luminaire lifespan	15000hrs@lm80 ta35°			

投光灯 ZY7 | FLOOD LIGHT ZY7 STD

300W/400W/500W

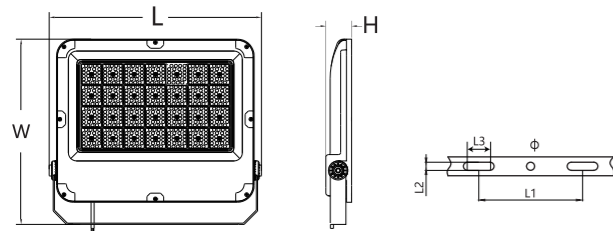


- + 采用索田高效DC非隔离恒流驱动，内置过压保护功能；
- + 齿轮结构刻度标识，精准调节安装角度，有效防止角度偏移；
- + 灯体采用高导热ADC12铝压铸壳体，整体压铸成型，美观坚固，IP65防护等级。

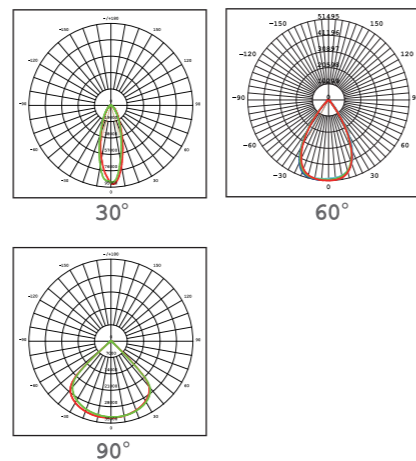
- + SOTAE high efficiency DC non-isolated constant current driver, built-in overvoltage protection function;
- + Gear structure calibration mark, accurately adjust the installation angle, effectively prevent angle deviation;
- + The luminaire body adopts high thermal conductivity ADC12 aluminum die-casting shell, the whole die-casting molding is beautiful and strong, IP65 protection grade.

产品尺寸(mm) PRODUCT SIZE

	300W	400W	500W
L		458	
W		385	
H		61	
L1		220	
L2		12	
L3		28	
φ		12	



LIGHT DISTRIBUTION CURVE



产品参数 PRODUCT PARAMETERS

	300W	400W	500W
电源 Driver	DC DRIVER		
系统功率 System power (W)	300	400	500
系统输出 System output (Lm)	36000	48000	60000
系统效率 Efficacy (Lm/W)	120		
色温 Color temperature (K)	3000/4000/5700		
显指 CRI (Ra)	80		
输入电压 Input voltage	220-240V		
功率因素 PF	0.95		
发光角度 Beam angle	30° /60° /90°		
防护等级 IP	IP65		
冲击力等级 IK	IK07		
电器等级 Electrical appliance class	Class I		
适用环境温度 Applicable ambient temperature	-20° ~45°		
浪涌等级 Surge grade	L-N:4KV L/N:G:6KV		
灯具寿命 Luminaire lifespan	30000hs @ Lm70, Ta35°		



投光灯 ZY7AC | FLOOD LIGHT ZY7AC PLUS ECO

50W/100W/150W/200W

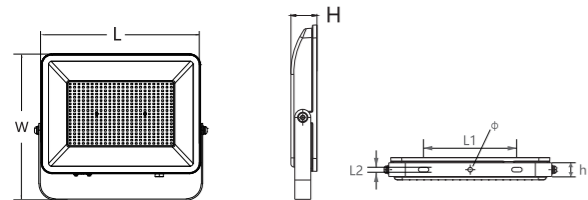
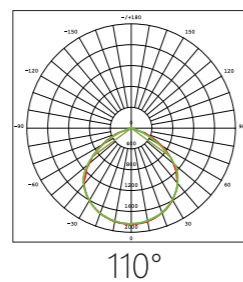


- + 采用索田高压DOB.pro电源技术方案，无外置驱动，内置过压保护功能；
 - + 灯体采用高导热ADC12铝压铸壳体，散热更均匀，温升更低，寿命更长；
 - + 整体压铸成型，美观坚固，IP65防护等级，IK07防冲击等级；
 - + 产品结合工程与渠道销售两用，满足不同市场的客户需求。
- + Adopts SOTAE high voltage DOB.pro power supply technology solution, no external drive, has built-in overvoltage protection function;
 - + The light body adopts high thermal conductivity ADC12 aluminum die-casting housing, more uniform heat dissipation, lower temperature rise, longer life;
 - + Whole die-casting molding, beautiful and strong, IP65 protection grade, IK07 anti-impact grade;
 - + Products combine project and channel sales to meet the needs of customers in different markets.

产品尺寸(mm) PRODUCT SIZE

	50W	100W	150W	200W
L	206	274	314	348
W	191	218	272	293
H	29	36.5	40.5	44.5
φ	6.5	6.5	8.5	8.5
L1	90	130	170	170
L2	6.5	6.5	8.5	8.5
h	20	20	25	25

LIGHT DISTRIBUTION CURVE



产品参数 PRODUCT PARAMETERS

	50W	100W	150W	200W
电源 Driver	ACDOB			
系统功率 System power (W)	50W	100W	150W	200W
系统输出 System output (Lm)	5000	10000	15000	20000
系统效率 Efficacy (Lm/W)	100			
色温 Color temperature (K)	3000K/4000K/5700K			
显指 CRI (Ra)	80			
输入电压 Input voltage	AC 230			
功率因素 PF	0.95			
发光角度 Beam angle	110°			
防护等级 IP	IP65			
冲击力等级 IK	IK07			
电器等级 Electrical appliance class	Class I			
适用环境温度 Applicable ambient temperature	-20°~45°			
浪涌等级 Surge grade	L-N: 4KV L/N-PE:6KV			
灯具寿命 Luminaire lifespan	20000hs @ Lm70,Ta35°			

球场/码头/高杆照明 ZY81 STD

COURT/DOCK/HIGH POLE LIGHTING ZY81

600W/800W



- + 针对建筑工地的使用环境设计，可完全取代各功率传统工地灯；
- + 高浪涌防护，使灯具可以在较高的灯杆上使用；
- + 5mm钢化玻璃，整灯IP65防护，灯具更耐用；
- + 设计寿命 > 20000小时，工期内不用换灯。

- + Designed for construction sites, it can completely replace the traditional site lights;
- + High surge protection, so that lights can be used on a higher pole;
- + 5 mm toughened glass, IP65, luminaires are more durable;
- + Design lifespan > 20000 hours, no need to change the lights during the construction period.

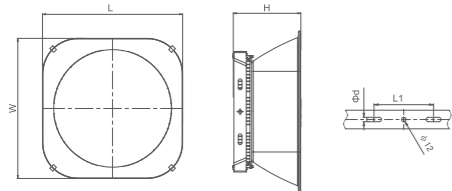
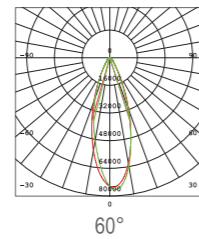
产品尺寸(mm)

PRODUCT SIZE

	600W	800W
L	520	520
W	520	520
H	218	223
L1	177	177
d	12	12

配光曲线

LIGHT DISTRIBUTION CURVE



产品参数 PRODUCT PARAMETERS

	600W	800W
系统功率 System power (W)	600	800
系统输出 System output (Lm)	60000	80000
系统效率 Efficacy (Lm/W)	100	
色温 Color temperature (K)	5700	
显指 CRI (Ra)	80	
输入电压 Input voltage	220V-240V、50/60Hz	
功率因素 PF	0.95	
发光角度 Beam angle	60°	
防护等级 IP	IP65	
冲击力等级 IK	IK06	
电源 Driver	DC DRIVER	
电器等级 Electrical appliance class	Class I	
适用环境温度 Applicable ambient temperature	-20° ~ +45°	
浪涌等级 Surge grade	L-N: 4KV L/N: G: 6KV	
灯具寿命 Luminaire lifespan	20000hrs@Lm70/B50-Ta35°C	

球场/码头/高杆照明 ZY9 STD

COURT/DOCK/HIGH POLE LIGHTING ZY9

400W/500W/600W/800W/1000W/1200W



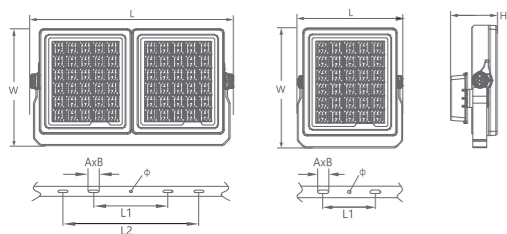
- + 专为大型城市广场等高杆照明环境设计，灯具外观与性能都能满足使用需求；
- + 高浪涌防护10KV，使灯具可以在较高的灯杆上使用；
- + 4mm钢化玻璃，整灯IP65防护，灯具更耐用；
- + 设计寿命为50000小时，工期内不用换灯。

- + Special designed for high pole lighting environment of large city plaza, the lamp appearance and performance can meet the demand;
- + High surge protection 10KV, so that the lights can be used on the high pole;
- + 4 mm toughened glass, IP65, lamp is more durable;
- + Lifespan is 50000 hours, do not have to change the lamp during the construction period.

产品尺寸(mm)

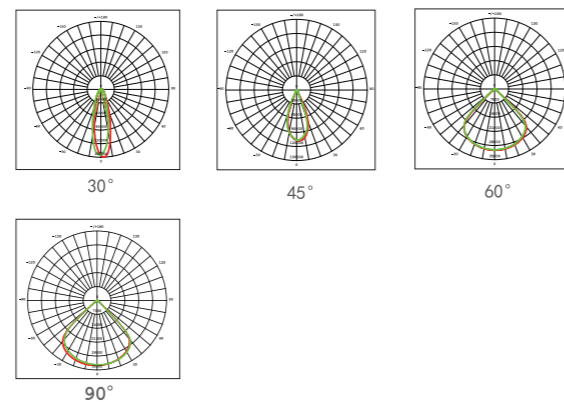
PRODUCT SIZE

	400W	500W	600W	800W	1000W	1200W
L	341	390	390	668	768	768
W	393	444	444	393	444	444
H	147	169	169	147	169	169
L1	150	150	150	240	240	240
L2	/	/	/	440	500	500
a*b	12*35	12*35	12*35	12*35	12*35	12*35
Φ	12	12	12	12	12	12



配光曲线

LIGHT DISTRIBUTION CURVE



产品参数 PRODUCT PARAMETERS

	400W	500W	600W	800W	1000W	1200W
电源 Driver	DC DRIVER					
系统功率 System power(W)	400	500	600	800	1000	1200
系统输出 System output (Lm)	4400	5500	6600	8800	11000	13200
系统效率 Efficacy (Lm/W)	110					
色温 Color temperature (K)	4000/6500					
显指 CRI (Ra)	80					
输入电压 Input voltage	220V-240V、50/60Hz					
功率因素 PF	0.9					
发光角度 Beam angle	30°/45°/60°/90°					
防护等级 IP	IP65					
冲击力等级 IK	IK07					
电器等级 Electrical appliance class	Class I					
适用环境温度 Applicable ambient temperature	-40° ~ +45°					
浪涌等级 Surge grade	L-N: 10KV L/N:G : 10KV					
灯具寿命 Luminaire lifespan	50000hrs@Lm70/B50-Ta35°C					



塔吊灯 ZY10 STD

TOWER CRANE LIGHT ZY10 STD

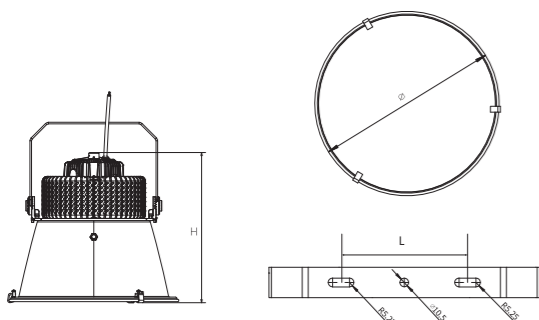
480W



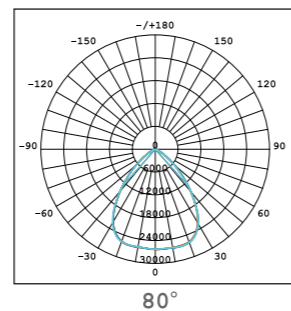
- + 针对建筑工地的专业LED塔吊灯，可完全取代各功率传统工地灯；
 - + 高浪涌防护，使灯具可以在建筑高塔上使用；
 - + 鳍片结构散热器，6063航空铝对流设计，高效散热；
 - + 齿轮结构刻度标识，精准调节角度，有效防止角度偏移；
 - + 5mm钢化玻璃，整灯IP65防护，灯具更耐用；
 - + 设计寿命35000小时，工期内不用换灯。
- + Professional LED tower crane lights for construction sites can completely replace the traditional site lights of various powers;
 - + High surge protection, so that lights can be used in building towers;
 - + Fin structure radiator, 6063 aviation aluminum convection design, efficient heat dissipation;
 - + Gear structure calibration mark, accurate adjustment angle, effectively preventing angle deviation;
 - + 5mm toughened glass, IP65 protection, luminaires are more durable;
 - + Design lifespan is 35,000h, have no need to change the light during the construction period.

产品尺寸(mm) PRODUCT SIZE

Φ	435
H	378
L	150
d	10.5



配光曲线 LIGHT DISTRIBUTION CURVE



产品参数 PRODUCT PARAMETERS

	480W
系统功率 System power (W)	480
系统输出 System output (Lm)	52800
系统效率 Efficacy (Lm/W)	110
色温 Color temperature (K)	5700
显指 CRI (Ra)	80
输入电压 Input voltage	220V~240V、50/60Hz
功率因素 PF	0.9
发光角度 Beam angle	80°
防护等级 IP	IP65
冲击力等级 IK	IK06
电源 Driver	DC DRIVER
电器等级 Electrical appliance class	Class I
适用环境温度 Applicable ambient temperature	-25° ~45°
浪涌等级 Surge grade	L-N: 4KV L/N: G: 6KV
灯具寿命 Luminaire lifespan	35000hrs@Lm70/B50-Ta35°C



塔吊灯 ZY18 STD

TOWER CRANE LIGHT ZY18 STD

500W/900W



- + 针对建筑工地的专业LED塔吊灯，可完全取代各功率传统工地灯；
 - + 高浪涌防护，使灯具可以在建筑高塔上使用；
 - + 鳍片结构散热器，6063航空铝对流设计，高效散热；
 - + 齿轮结构刻度标识，精准调节角度，有效防止角度偏移；
 - + 5mm钢化玻璃，整灯IP65防护，灯具更耐用；
 - + 设计寿命20000小时，工期内不用换灯。
- + Professional LED tower crane lights for construction sites can completely replace the traditional site lights of various powers;
 - + High surge protection, so that lights can be used in building towers;
 - + Fin structure radiator, 6063 aviation aluminum convection design, efficient heat dissipation;
 - + Gear structure calibration mark, accurate adjustment angle, effectively preventing angle deviation;
 - + 5mm toughened glass, IP65 protection, luminaires are more durable;
 - + Design lifespan is 20,000h, have no need to change the light during the construction period.

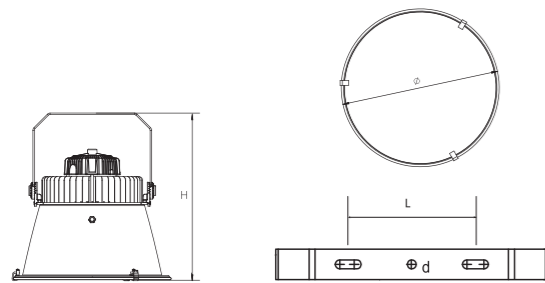
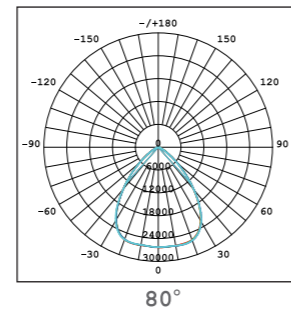
产品尺寸(mm)

PRODUCT SIZE

	500W	900W
Φ	427.2	547
H	453.2	520
L	124	190
d	10.5	10.5

配光曲线

LIGHT DISTRIBUTION CURVE



产品参数 PRODUCT PARAMETERS

	500W	900W
系统功率 System power (W)	500	900
系统输出 System output (Lm)	55000	99000
系统效率 Efficacy (Lm/W)	110	
色温 Color temperature (K)	3000K/4000K/5700K	
显指 CRI (Ra)	80	
输入电压 Input voltage	220V-240V、50/60Hz	
功率因素 PF	0.95	
发光角度 Beam angle	80°	
防护等级 IP	IP65	
冲击力等级 IK	IK06	
电源 Driver	GC-BSLT-AN500*360	BSLT-AN900x500 (PM3304)
电器等级 Electrical appliance class	Class I	
适用环境温度 Applicable ambient temperature	-20°~45°	
浪涌等级 Surge grade	L-N:4KV L/N-PE:4KV	L-N:4KV L/N-PE:6KV
灯具寿命 Luminaire lifespan	20000hs @ Lm70,Ta35°	

球场/码头/高杆照明 FG206 50000 PRO

COURT/DOCK/HIGH POLE LIGHTING FG206

200W/250W/400W/500W



200/250W



400/500W

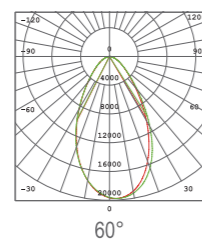
- + >300° 超大旋转角度设计, 适合各种安装需求;
- + 模块化设计, 大功率并联拼装组合设计;
- + 透镜透过率>93%, 控光效果更好, 耐候长达10年。

- + >300° super rotation angle design, suitable for all kinds of installation requirements;
- + Modular design, high-power parallel assembly combination design;
- + Lens transmittance > 93%, better light control effect, weather resistance up to 10 years.

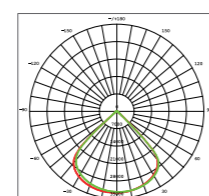
产品尺寸(mm) PRODUCT SIZE

	200/250W	400/500W
L	341	649
W	425	448
H	68	68
L1	150	300
L2	30	43
Φ	16	16

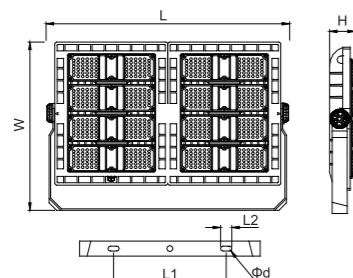
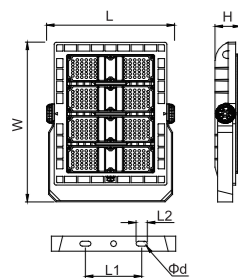
配光曲线 LIGHT DISTRIBUTION CURVE



60°



90°



产品参数 PRODUCT PARAMETERS

	200W	250W	400W	500W
系统功率 System power (W)	200	250	400	500
系统输出 System output (Lm)	20000	25000	40000	50000
系统效率 Efficacy (Lm/W)	100			
色温 Color temperature (K)	5700			
显指 CRI (Ra)	80			
输入电压 Input voltage	220V-240V、50/60Hz			
功率因素 PF	0.95			
发光角度 Beam angle	60°/90°			
防护等级 IP	IP65			
冲击力等级 IK	IK07			
电源 Driver	DC DRIVER			
电器等级 Electrical appliance class	Class I			
适用环境温度 Applicable ambient temperature	-25° ~ +55°			
浪涌等级 Surge grade	L-N: 10KV L/N:G: 10KV			
灯具寿命 Luminaire lifespan	50000hrs@Lm70/B50-Ta35°C			

- + 可选色温: 3000K
- + Optional color temperature: 3000K

太阳能泛光灯 SPF100

SOLAR FLOOD LIGHT SPF100

2.5W/5W/10W



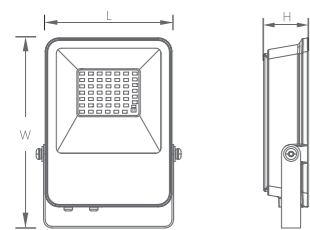
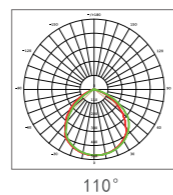
- + 全自动光感控制亮灯，解决每天手动开关灯的麻烦流程；
- + 不惧暴雨天气，防水防雷；
- + 多晶硅高转化太阳能板，在独立太阳能发电系统中，提高效率；
- + 大容量电池，经过严苛的寿命测试，具有充电过放保护，大容量不虚标，续航能力大大提升。
- + 高效散热，一体机身，一体化压铸铝灯体，空气对流散热，耐高温，散热快，防雷电。

- + Automatic light sense control lights on, to solve the troublesome process of manually turning on and off lights every day;
- + Not afraid of rainstorm weather, waterproof and lightning proof;
- + Polycrystalline silicon high conversion solar panels for increased efficiency in stand-alone solar power systems;
- + Large capacity battery, after rigorous lifespan test, with overcharging and discharge protection, large capacity is not false, greatly improved battery endurance;
- + Efficient heat dissipation, integrated body, integrated die-casting aluminum luminaire body, air convection heat dissipation, high temperature resistance, heat dissipation block and lightning protection.

产品尺寸(mm) PRODUCT SIZE

	2.5W	5W	10W
L	137	160	207
W	180	212	273
H	42	42	45

配光曲线 LIGHT DISTRIBUTION CURVE



产品参数 PRODUCT PARAMETERS

	2.5W	5W	10W
系统功率 System power (W)	2.5	5	10
系统输出 System output (Lm)	325	715	1070
系统效率 Efficacy (Lm/W)		130	
色温 Color temperature (K)		5700	
显指 CRI (Ra)		80	
电池容量 Battery storage	3.2V 5AH	3.2V 12AH	9.6V 5AH
充电时间 Charging time		3H	
续航时间 Endurance time (100%power)	7H	7H	5.5H
发光角度 Beam angle		110°	
防护等级 IP		IP65	
冲击力等级 IK		IK07	
适用环境温度 Applicable ambient temperature		0° ~ +40°	
灯具寿命 Luminaire lifespan		15000h	

太阳能泛光灯 SPF200 PRO SAL

SOLAR FLOOD LIGHT SPF200 PRO SAL

13W/20W/32W




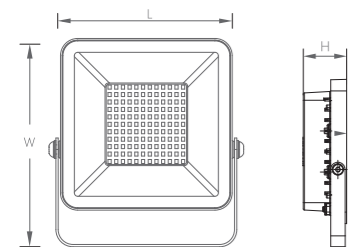
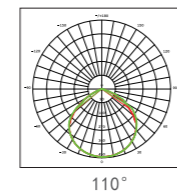
- + 全自动光感控制亮灯，解决每天手动开关灯的麻烦流程；
- + 不惧暴雨天气，防水防雷；
- + 多晶硅高转化太阳能板，在独立太阳能发电系统中，提高效率；
- + 大容量电池，经过严苛的寿命测试，具有充电过放保护，大容量不虚标，续航能力大大提升。
- + 高效散热，一体机身，一体化压铸铝灯体，空气对流散热，耐高温，散热块，防雷电。

- + Automatic light sense control lights on, to solve the troublesome process of manually turning on and off lights every day;
- + Not afraid of rainstorm weather, waterproof and lightning proof;
- + Polycrystalline silicon high conversion solar panels for increased efficiency in stand-alone solar power systems;
- + Large capacity battery, after rigorous lifespan test, with overcharging and discharge protection, large capacity is not false, greatly improved battery endurance;
- + Efficient heat dissipation, integrated body, integrated die-casting aluminum luminaire body, air convection heat dissipation, high temperature resistance, heat dissipation block and lightning protection.

产品尺寸(mm) PRODUCT SIZE

	6.5W	13W	20W	32W
L	220	220	320	320
W	232	232	332	332
H	60	60	64	64

配光曲线 LIGHT DISTRIBUTION CURVE



产品参数 PRODUCT PARAMETERS

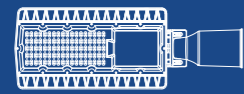
	6.5W	13W	20W	32W
系统功率 System power (W)	6.5	13	20	32
系统输出 System output (Lm)	1000	2000	3000	4800
系统效率 Efficacy (Lm/W)			150	
色温 Color temperature (K)			5700	
显指 CRI (Ra)			80	
电池容量 Battery storage	3.2V 6AH	3.2V 12AH	9.6V 6AH	9.6V 12AH
充电时间 Charging time			4H	
续航时间 Endurance time (100%power)	3H	3H	3H	3H
发光角度 Beam angle			110°	
防护等级 IP			IP65	
冲击力等级 IK			IK07	
适用环境温度 Applicable ambient temperature			0° ~ +40°	
灯具寿命 Luminaire lifespan			15000h	

SOTAE

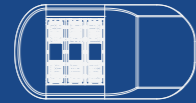
Municipal high speed lighting

市政高速照明

NEW PRODUCT



SP



LD109



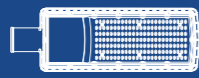
SST001



LD118



G3



LD218



路灯 SP | STREET LIGHT SP PLUS STD

30W/50W/100W/150W/200W

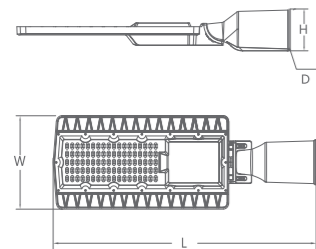


- + 合理化工业设计,安装、维护更便捷;
- + 内置角度调节功能;
- + 高散射度透光罩/透镜,发光柔和均匀。

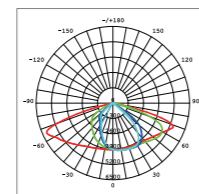
- + Rationalized industrial design, more convenient installation and maintenance;
- + Built-in angle adjustment function;
- + High scattering light shield/lens, soft and uniform glow.

产品尺寸(mm) PRODUCT SIZE

	30W	50W	80/100W
L	424	494	623
W	117	155	200
H	76	76	76
D	66	66	66



配光曲线 LIGHT DISTRIBUTION CURVE



75°x150°



产品参数 PRODUCT PARAMETERS

	30W	50W	80W	100W
电源 Driver	DC DRIVER			
系统功率 System power(W)	30	50	80	100
系统输出 System output (Lm)	3300	5500	8800	11000
系统效率 Efficacy (Lm/W)	110			
色温 Color temperature (K)	5700			
显指 CRI (Ra)	80			
输入电压 Input voltage	220V-240V、50/60Hz			
功率因素 PF	0.9			
发光角度 Beam angle	75°x150°			
防护等级 IP	IP65			
冲击力等级 IK	IK07			
电器等级 Electrical appliance class	Class I			
适用环境温度 Applicable ambient temperature	-20° ~ +45°			
浪涌等级 Surge grade	L-N: 4KV L/N: G: 4KV			
灯具寿命 Luminaire lifespan	35000hrs@Lm70/B50-Ta35°C			

- + 可选色温: 3000K、4000K
- + Optional color temperature: 3000K、4000K

路灯 LD109 | STREET LIGHT LD109 SOTAE ECO

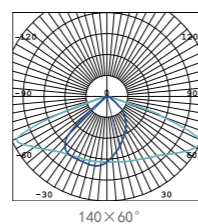
60~240W



- + 采用索田AC-DOB电源技术，无外置驱动，灯具精致美观；
- + 模组化设计，模组和电源可灵活替换；
- + PMMA透镜注塑成型，二次光学效率透过率 > 93%，耐候长达10年；
- + 选用进口EMC抗硫化3030封装颗粒，热阻小，光效更高；
- + 独立IP65防水电箱，灯具防护等级 > 10KV。

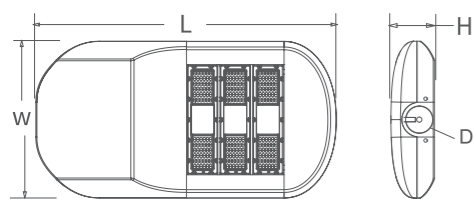
- + The use of SOTAE AC-DOB power technology, no external driver, luminaire have a delicate and beautiful appearance;
- + Modular design, modules and power supply can be replaced flexibly;
- + PMMA lens injection molding, secondary optical efficiency transmittance > 93%, weatherability up to 10 years;
- + Imported EMC3030 encapsulation particles, small thermal resistance, higher light efficiency;
- + Independent IP65 waterproof electrical box, surge grade > 10KV.

配光曲线 LIGHT DISTRIBUTION CURVE



产品尺寸(mm) PRODUCT SIZE

	两模组	三模组	四模组
L	615	690	765
W	360	360	360
H	100	100	100
D	63	63	63



产品参数 PRODUCT PARAMETERS

	60W	80W	100W	90W	120W	150W	180W	200W	240W
系统功率 System power (W)	60	80	100	90	120	150	180	200	240
电源 Battery	2	2	2	3	3	3	3	4	4
系统输出 System output (Lm)	6000	8000	10000	9000	12000	15000	18000	20000	24000
系统效率 Efficacy (Lm/W)	100								
色温 Color temperature (K)	5700								
显指 CRI (Ra)	80								
输入电压 Input voltage	220-240V、50/60Hz								
功率因素 PF	0.95								
发光角度 Beam angle	140 x 60°								
防护等级 IP	IP65								
冲击力等级 IK	IK06								
电源 Driver	AC-DOB								
电器等级 Electrical appliance class	Class I								
适用环境温度 Applicable ambient temperature	-40° ~ +45°								
浪涌等级 Surge grade	L-N: 10KV L/N:G: 10KV								
灯具寿命 Luminaire lifespan	35000hrs@Lm70/B50-Ta35°C								

- + 可选色温：3000K、4000K
- + Optional color temperature: 3000K、4000K

路灯 ZD5 | STREET LIGHT ZD5 PLUS PRO

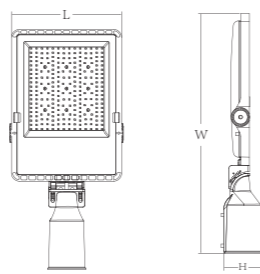
50W/100W/150W



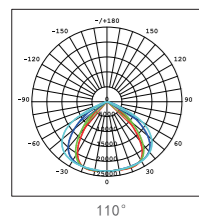
- + 合理化工业设计, 安装、维护更便捷; + Rationalized industrial design, more convenient installation and maintenance;
- + 内置角度调节功能; + Built-in Angle adjustment function;
- + 高散射度透光罩/透镜, 发光柔和均匀。 + High scattering light shield/lens, soft and uniform glow.

产品尺寸 PRODUCT SIZE (mm)

Size and Weight	Wattage	LXWxH(mm)	Weight
led street light ZD5	50W	147*363*76mm	1.2kg
	100W	194*425*76mm	1.7kg
	150W	215*468*76mm	1.7kg



配光曲线 LIGHT DISTRIBUTION CURVE



产品参数 PRODUCT PARAMETERS

	50W	100W	150W
电源 Driver	AC Driver (DOB)		
系统功率 System power (W)	50	100	150
系统输出 System output (Lm)	5000	10000	15000
系统效率 Efficacy (Lm/W)	100		
色温 Color temperature (K)	3000K/4000K/5700K/6500K		
显指 CRI (Ra)	80		
输入电压 Input voltage	200-240V/50-60Hz		
功率因素 PF	0.95		
发光角度 Beam angle	110°		
防护等级 IP	IP65		
冲击力等级 IK	IK06		
电器等级 Electrical appliance class	Class I		
适用环境温度 Applicable ambient temperature	-20° ~45°		
浪涌等级 Surge grade	2KV/2.5KV		
灯具寿命 Luminaire lifespan	35000hs@Lm70/B50-Ta35°		

太阳能路灯 SST001

SOLAR STREET LIGHT SST001



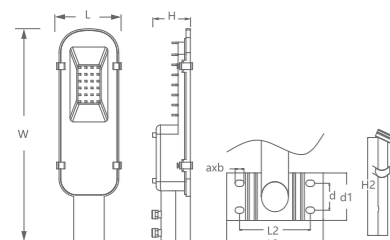
2.5W/3.5W/5.5W/9W/12W



- + 合理化工业设计, 安装、维护更便捷;
- + 内置角度调节功能;
- + 高散射度透光罩/透镜, 发光柔和均匀。

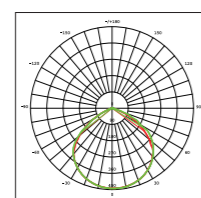
- + Rationalized industrial design, more convenient installation and maintenance;
- + Built-in Angle adjustment function;
- + High scattering light shield/lens, soft and uniform glow.

产品尺寸(mm) PRODUCT SIZE



	2.5W	3.5W	5.5W	9W	12W
W*L*H	98*350*62	98*350*62	212*495*70	212*495*70	212*495*70
L2	104	104	104	104	104
d	39.5	39.5	39.5	39.5	39.5
a*b	13*9.5	13*9.5	13*9.5	13*9.5	13*9.5
d1	70	70	70	70	70
L3	142	142	142	142	142
H2	390	390	480	480	480

配光曲线 LIGHT DISTRIBUTION CURVE



110°



产品参数 PRODUCT PARAMETERS

	2.5W	3.5W	5.5W	9W	12W
系统功率 System power(W)	2.5	3.5	5.5	9	12
系统输出 System output (Lm)	325	455	715	1070	1560
系统效率 Efficacy (Lm/W)	130				
色温 Color temperature (K)	5700				
显指 CRI (Ra)	80				
电池容量 Battery storage	3.2V 5AH	3.2V 6AH	3.2V 12AH	6.4V 10AH	6.4V 12AH
充电时间 Charging time	3H				
续航时间 Endurance time (100%power)	6H	6H	6H	6H	6H
发光角度 Beam angle	110°				
防护等级 IP	IP65				
冲击力等级 IK	IK06				
适用环境温度 Applicable ambient temperature	0° ~ +40°				
灯具寿命 Luminaire lifespan	15000h				

太阳能路灯SST002

SOLAR STREET LIGHT SST002

SSTAE SAL

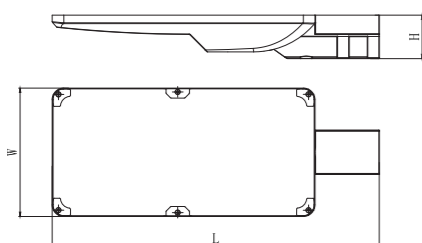
8W/16W/24W

HOT SALE



- + 合理化工业设计, 安装、维护更便捷;
- + 内置角度调节功能;
- + 高散射度透光罩/透镜, 发光柔和均匀。

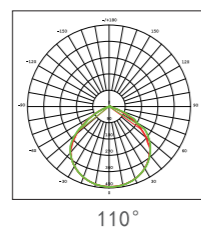
- + Rationalized industrial design, more convenient installation and maintenance;
- + Built-in Angle adjustment function;
- + High scattering light shield/lens, soft and uniform glow.



产品尺寸(mm) PRODUCT SIZE

	8W	16W	24W
Size and Weight	560*220*75mm	560*220*75mm	630*280*83mm
Solar Street Light SST002	560	560	630
	7.1kg	8.2kg	11.7kg

配光曲线 LIGHT DISTRIBUTION CURVE



110°



产品参数 PRODUCT PARAMETERS

	8W	16W	24W			
系统功率 System power(W)	8	16	24			
系统输出 System output (Lm)	1200	2400	3600			
系统效率 Efficacy (Lm/W)		140				
色温 Color temperature (K)		5700K				
显指 CRI (Ra)		80				
防护等级 IP		IP65				
冲击力等级 IK		IK06				
灯具类别 Luminaire Classification		Class III				
发光角度 Beam angle		110°				
适用环境温度 Applicable ambient temperature		0-50°C				
灯具寿命 Luminaire lifespan	35000hs@Lm70/B50-Ta35°					
全功率亮灯时间 Time of duration	7.2H					
每日消耗电量 Daily Power Consumption	16.8Wh	33.6Wh	50.5Wh			
亮灯曲线 Lighting curve	Time Zone 1	Time Zone 2	Time Zone 3	Time Zone 4	Time Zone 5	Time Zone 6
Lighting Time	1	0.5	1	1.5	2	6
Power Percentage Rate	40%	100%	40%	20%	10%	5%
低电量运行方式 Low Battery Operation Mode	When the power is lower than 10%, the light will be turned on at 5% power for 6H					
电池(Battery)	Lithium iron phosphate battery (new cell 32700)					
电池规格 Battery Specification	9.6V 6AH	9.6V 12AH	9.6V 18AH			
电池电量 Battery Capacity	57.6WH	115.2WH	172.8WH			
电池数量 Battery pcs	3pcs	6pcs	9pcs			
太阳能板 (Solar Panel)	Monocrystalline silicon					
Panel Model (太阳能板型号)	15V 20W	15V 32W	15V 50W			
Panel size (太阳能板尺寸)	350*400*17mm	520*400*17mm	540*580*17mm			
Conversion efficiency (转换效率)	22%					
Voc (太阳能板的开路电压)	18V					
Vpm (太阳能板的最大功率点电压)	15V					
Ipm (太阳能板的最大功率点电流)	1.3A	2.6A	3.6A			
Isc (太阳板的短路电流)	2A	3A	6A			
Connection line(连接线)	2*0.75mm² Female sheathed wire, length 350mm					

太阳能庭院灯 TY1 SAL

SOLAR GARDEN LIGHT TY1 SAL

20W



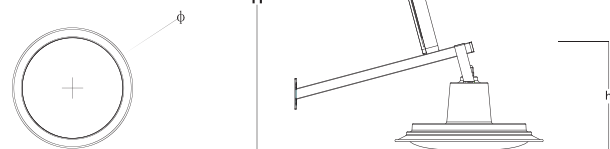
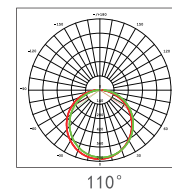
- + 智能光控，可调节亮度；
- + 太阳能单晶硅面板，储电速度快，电池效率更高，耐用性强，寿命长；
- + 可调节灯头支架，纤巧便携，安装方便，0°/30°可调节灯头支架；
- + 优选2835LED芯片，厚度薄，绿色环保不含铅，高效发光，散热更快；
- + 螺纹卡扣三孔设计，密封防水，安全可靠

- + Intelligent light control, adjustable brightness;
- + Solar monocrystalline silicon panel, with fast storage speed, higher battery efficiency, strong durability, and long service life;
- + Adjustable lamp holder, slim and portable, easy to install, 0 °/30 ° adjustable;
- + Preferred 2835LED chip with thin thickness, green and environmentally friendly without lead, efficient luminescence, and faster heat dissipation;
- + Thread buckle with three holes design, sealed and waterproof, safe and reliable.

产品尺寸(mm) PRODUCT SIZE

	20W
φ	290
h	209
H	584

配光曲线 LIGHT DISTRIBUTION CURVE



产品参数 PRODUCT PARAMETERS

	20W
LED功率 LED power(W)	100
LED数量 LED Quantity (PCS)	200
系统效率 Efficacy (Lm/W)	100
光通量 Lumen Package (Lm)	2000
色温 Color temperature (K)	5700
显指 CRI (Ra)	80
电池容量 Battery storage	57.6Wh
充电时间 Charging time	3H
安装角度 Angle of installtion	0°/30°
控制器类型 Controller type	PMW+LED Constant Voltage
防护等级 IP	IP65
适用环境温度 Applicable ambient temperature	0°~45°
灯具寿命 Luminaire lifespan	20000h

路灯 LD118 | STREET LIGHT LD118 STD

60W/100W/120W/150W

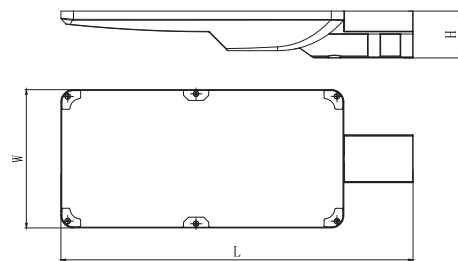


- + 合理化工业设计, 安装、维护更便捷;
- + 内置角度调节功能;
- + 高散射度透光罩/透镜, 发光柔和均匀。

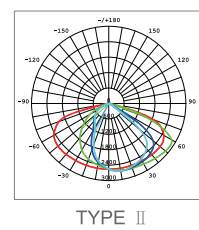
- + Rationalized industrial design, more convenient installation and maintenance;
- + Built-in angle adjustment function;
- + High scattering light shield/lens, soft and uniform glow.

产品尺寸(mm) PRODUCT SIZE

	60/100W	120/150W
L	560	630
W	220	280
H	74	83



配光曲线 LIGHT DISTRIBUTION CURVE



产品参数 PRODUCT PARAMETERS

	60W	100W	120W	150W
电源 Driver	DC DRIVER			
系统功率 System power (W)	60	100	120	150
系统输出 System output (Lm)	6600	11000	13200	16500
系统效率 Efficacy (Lm/W)	110 (4000K)			
色温 Color temperature (K)	3000/4000			
显指 CRI (Ra)	80			
输入电压 Input voltage	220V-240V			
功率因素 PF	0.95			
发光角度 Beam angle	TYPE II			
防护等级 IP	IP65			
冲击力等级 IK	IK06			
电器等级 Electrical appliance class	Class I			
适用环境温度 Applicable ambient temperature	-20° ~ 40°			
浪涌等级 Surge grade	L-N: 4KV L/N-G: 6KV			
灯具寿命 Luminaire lifespan	30000hs@Lm70, Ta35°			



路灯 LD218 | STREET LIGHT LD218 PLUS ECO

50W/100W/150W/200W

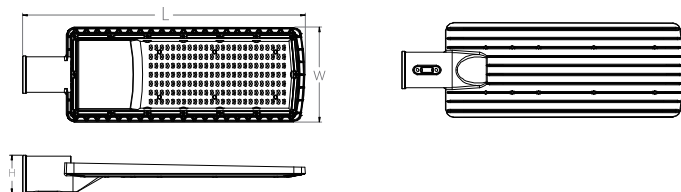
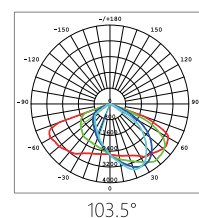


- + 一体化压铸成型，设计精巧，质地轻盈，安装、维护更便捷；
 - + 4-6KV高浪涌防护，使灯具可以在较高的灯杆上使用；
 - + 采用高亮2835LED灯珠颗粒，宽视角，高显指，高光效；
 - + 产品结合工程与渠道销售两用，满足不同市场的客户需求。
- + Integrated die casting, compact design, light texture, more convenient installation and maintenance;
 - + 4-6KV high surge protection, so that the light can be used on a higher light pole;
 - + Adopt High brightness 2835LED, wide viewing angle, high Ra, high light efficiency;
 - + Products combine project and channel sales to meet the needs of customers in different markets.

产品尺寸(mm) PRODUCT SIZE

	50W	100W	150W	200W
L	395	465	535	605
W	130	150	180	200
H	63	73	73	73

配光曲线 LIGHT DISTRIBUTION CURVE




产品参数 PRODUCT PARAMETERS

	50W	100W	150W	200W
电源 Driver	AC-DOB			
系统功率 System power (W)	50	100	150	200
系统输出 System output (Lm)	5000	10000	15000	20000
系统效率 Efficacy (Lm/W)	100Lm/w (5700K)			
色温 Color temperature (K)	3000K/4000K/5700K			
显指 CRI (Ra)	80			
输入电压 Input voltage	230V			
功率因素 PF	> 0.9			
发光角度 Beam angle	TYPE II			
防护等级 IP	IP65			
冲击力等级 IK	IK06			
电器等级 Electrical appliance class	Class I			
适用环境温度 Applicable ambient temperature	-20°~45°			
浪涌等级 Surge grade	L-N:2KV L/N-PE:2KV		L-N:4KV L/N-PE:6KV	
灯具寿命 Luminaire lifespan	20000hs@Lm70,Ta35°			

路灯 G3 | STREET LIGHT G3 50146 PRO

30~230W



- + 合理化工业设计, 安装、维护更便捷;
- + 高散射度透光罩/透镜, 发光柔和均匀。

- + Rationalized industrial design, more convenient installation and maintenance;
- + High scattering light shield/lens, soft and uniform glow.

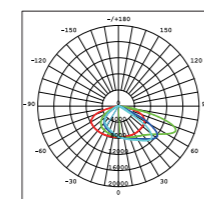
产品尺寸(mm) PRODUCT SIZE

	30/55/70W	90/120/150W	180/220/230W
L	491.3	643.7	745.3
W	234	274	274
H	98.6	98.6	98.6

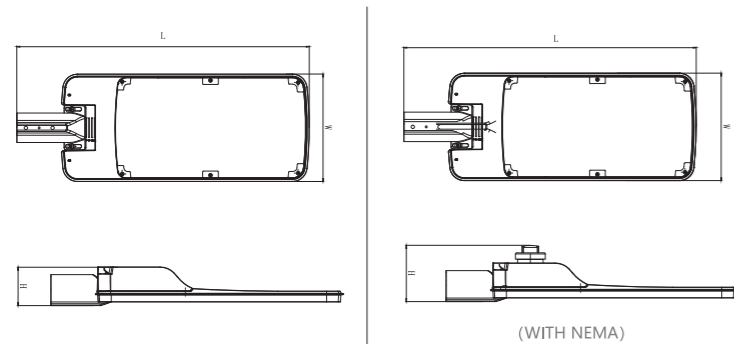
产品尺寸(mm) PRODUCT SIZE (WITH NEMA)

	30/55/70W	90/120/150W	180/220/230W
L	491.3	643.7	745.3
W	234	274	274
H	144	144	144

配光曲线 LIGHT DISTRIBUTION CURVE



TYPE II



产品参数 PRODUCT PARAMETERS

	30W	55W	70W	90W	120W	150W	180W	200W	230W
系统功率 System power(W)	30W	55W	70W	90W	120W	150W	180W	200W	230W
系统输出 System output (Lm)	4200	7700	9800	12600	16800	21000	25200	28000	32200
系统效率 Efficacy (Lm/W)	140								
色温 Color temperature (K)	3000/4000/5700								
显指 CRI (Ra)	>70								
输入电压 Input voltage	120-277V								
功率因素 PF	>0.9								
发光角度 Beam angle	TYPE II								
防护等级 IP	IP66								
冲击力等级 IK	IK08								
电源 Driver	DC Driver								
电器等级 Electrical appliance class	Class I								
适用环境温度 Applicable ambient temperature	-30°~50°								
浪涌等级 Surge grade	L-N:10KV L/N-G:10KV								
灯具寿命 Luminaire lifespan	50,000 hrs L70 B50 @35 °C								

SOTAE

Highbay lighting

工厂照明

NEW PRODUCT



GC4



GC61



GC41



GC71



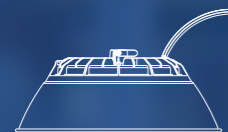
GK305



GC51



GC405



GC8



GC407



工厂灯 GC4 | HIGHBAY LIGHT GC4 SOTAE **ECO**

100W/150W/200W

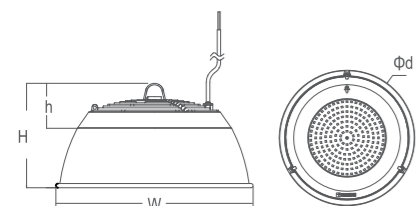


- + 采用索田高压DOB.pro电源技术，光源、电源一体式设计。无外置电源，直接接通电压220V，去除电源盒变压造成的电子干扰；
- + 使用较少的电子元器件，灯体轻巧，纤薄，同时降低故障发生率；
- + 散热器采用新型旋压工艺一体成型，大大的降低了成本，同时又提高了散热系数。

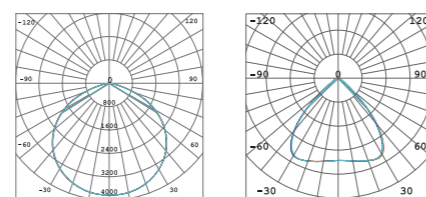
- + SOTAE high voltage DOB pro power technology, light source, power integrated design. No external power supply, directly connected voltage 220V, remove the electronic interference caused by the power box transformer;
- + Use less electronic components, light and thin lamp body, while reducing the incidence of failure;
- + The radiator adopts the new spinning process, which greatly reduces the cost and improves the heat dissipation coefficient.

产品尺寸(mm) PRODUCT SIZE

	100W	150/200W
H	202	252
h	75	92
W	367	490
d	258	340



配光曲线 LIGHT DISTRIBUTION CURVE



110°(飞碟式)
110°(UFO)

90° (含反射器)
90° (with reflector)



产品参数 PRODUCT PARAMETERS

	100W	150W	200W
系统功率 System power (W)	100	150	200
系统输出 System output (Lm)	10000	15000	20000
系统效率 Efficacy (Lm/W)	100		
色温 Color temperature (K)	5700		
显指 CRI (Ra)	80		
输入电压 Input voltage	220V-240V、50/60Hz		
功率因素 PF	0.95		
发光角度 Beam angle	110° (UFO) 90°(with reflector)		
防护等级 IP	IP65		
冲击力等级 IK	IK06		
电源 Driver	AC-DOB		
电器等级 Electrical appliance class	Class I		
适用环境温度 Applicable ambient temperature	-25° ~45°		
浪涌等级 Surge grade	L-N: 2KV L/N: G: 4KV		
灯具寿命 Luminaire lifespan	25000hrs@Lm70/B50-Ta35°C		

- + 可选色温: 4000K
- + Optional color temperature: 4000K

工厂灯 GC41 | HIGHBAY LIGHT GC41 ETLUS STD

100W/150W/200W



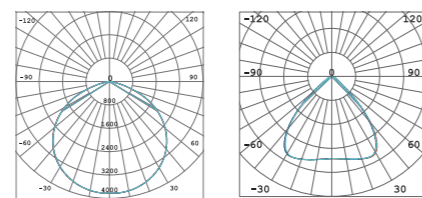
- + 索田BOOST架构飞碟电源，效率高达96%；
- + 环形向心式颗粒排布，眩光值更低；
- + 喷塑通过240H盐雾测试，防腐等级WFI；
- + 多种应用，杆状，吊装，反射器可选。

- + SOTAE BOOST UFO power supply, efficiency is up to 96% ;
- + Annular centripetal flh cloth, dazzle value is lower;
- + Spray through 240H salt spray test, anti-corrosion grade WFI;
- + A variety of applications, rod, lifting, reflector optional.

产品尺寸(mm) PRODUCT SIZE

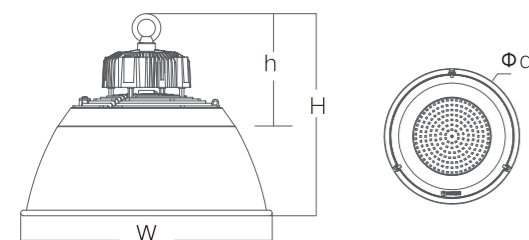
	100W	150/200W
H	295	362
h	165	202
W	367	490
d	258	340

配光曲线 LIGHT DISTRIBUTION CURVE



110°(飞碟式)
110°(UFO)

90°(含反射器)
90°(with reflector)



产品参数 PRODUCT PARAMETERS

	100W	150W	200W
系统功率 System power (W)	100	150	200
系统输出 System output (Lm)	11000	16500	22000
系统效率 Efficacy (Lm/W)	110 (120-UFO)		
色温 Color temperature (K)	5700		
显指 CRI (Ra)	80		
输入电压 Input voltage	220V-240V、50/60Hz		
功率因素 PF	0.95		
发光角度 Beam angle	110° (UFO)、90°(with reflector)		
防护等级 IP	IP65		
冲击力等级 IK	IK06		
电源 Driver	DC DRIVER		
电器等级 Electrical appliance class	Class I		
适用环境温度 Applicable ambient temperature	-25°~45°		
浪涌等级 Surge grade	L-N: 4KV L/N:G: 6KV		
灯具寿命 Luminaire lifespan	35000hrs@Lm70/B50-Ta35°C		

- + 可选色温: 4000K
- + Optional color temperature: 4000K

工厂灯 GC51 | HIGHBAY LIGHT GC51 ETLUS STD

80W/120W/160W





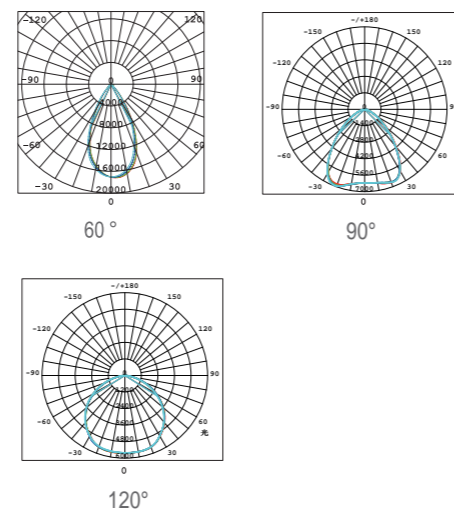
- + 索田BOOST架构飞碟电源，效率高达96%；
- + 采用菲涅尔透镜，眩光值更低；
- + 喷塑通过240H盐雾测试，防腐等级WFI；
- + 多种应用，杆状，吊装，反射器可选；
- + 超高光效，节能性更好。

- + SOTAE BOOSTS UFO power supply, efficiency is up to 96% ;
- + Fresnel lens, lower dazzle value;
- + Spray passed 240H salt spray test, anti-corrosion grade WFI;
- + Various applications, rod-shaped, lifting, reflector optional;
- + Super high light efficiency, better energy saving

产品尺寸(mm) PRODUCT SIZE

	50W	80W	100W	150W	200W	250W
H	100	100	100	100	112	112
d	200	240	290	350	420	420

配光曲线 LIGHT DISTRIBUTION CURVE



产品参数 PRODUCT PARAMETERS

	50W	80W	100W	150W	200W	250W
系统功率 System power(W)	50	80	100	150	200	250
系统输出 System output (Lm)	6500	10400	13000	19500	26000	32500
系统效率 Efficacy (Lm/W)	130					
色温 Color temperature (K)	5700					
显指 CRI (Ra)	80					
输入电压 Input voltage	220V-240V、50/60Hz					
功率因素 PF	0.95					
发光角度 Beam angle	60° /90° / 120°					
防护等级 IP	IP65					
冲击力等级 IK	IK06					
电源 Driver	DC DRIVER					
电器等级 Electrical appliance class	Class I					
适用环境温度 Applicable ambient temperature	-25° ~45°					
浪涌等级 Surge grade	L-N: 2KV		L/N:G : 4KV			
灯具寿命 Luminaire lifespan	35000hrs@Lm70/B50-Ta35°C					

- + 可选色温: 4000K
- + Optional color temperature:4000K

工厂灯 GC61 | HIGHBAY LIGHT GC61 STD

50W/80W/100W/120W/150W/200W/250W



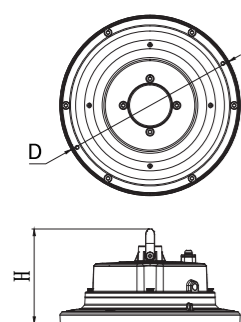
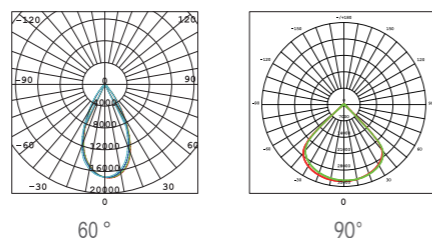
- + 索田BOOST架构飞碟电源，效率高达96%；
- + 采用菲涅尔透镜，眩光值更低；
- + 喷塑通过240H盐雾测试，防腐等级WFI；
- + 超高光效，节能性更好。

- + SOTAE BOOST Structure UFO power supply, efficiency is up to 96% ;
- + Fresnel lens, dazzle value is lower;
- + Spray passed 240 hours salt spray test, anti-corrosion grade WFI;
- + Ultra-high light efficiency, energy saving better.

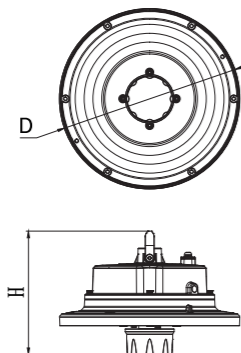
产品尺寸(mm) PRODUCT SIZE

	常规版 (NORMAL)				感应版 (WITH SENSOR)			
	50W	80/100W	120/150W	200/250W	50W	80/100W	120/150W	200/250W
H	105	108.5	108.5	108.5	137	137	137	137
D	200	261	315	381	200	261	315	381

配光曲线 LIGHT DISTRIBUTION CURVE



常规版 (normal)



感应版(with sensor)




产品参数 PRODUCT PARAMETERS

	50W	80W	100W	120W	150W	200W	250W
系统功率 System power (W)	50	80	100	120	150	200	250
系统输出 System output (Lm)	6500	10400	13000	15600	21500	26000	32500
系统效率 Efficacy (Lm/W)	130						
色温 Color temperature (K)	5700						
显指 CRI (Ra)	80						
输入电压 Input voltage	220V-240V、50/60Hz						
功率因素 PF	0.9						
发光角度 Beam angle	60° /90°						
防护等级 IP	IP65						
冲击力等级 IK	IK06						
电源 Driver	DC DRIVER						
电器等级 Electrical appliance class	Class I						
适用环境温度 Applicable ambient temperature	-25°~45°						
浪涌等级 Surge grade	L-N: 4KV L/N:G: 6KV						
灯具寿命 Luminaire lifespan	35000hrs@Lm70/B50-Ta35°C						

工厂灯 GC61

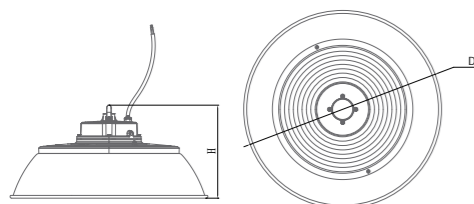
SMART HIGH BAY DIMMABLE GC61 ORL STD

50W/80W/100W/120W/150W/200W/250W



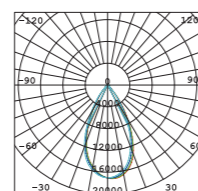
- + 索田BOOST架构飞碟电源，效率高达96%；
- + 采用菲涅尔透镜，眩光值更低；
- + 喷塑通过240H盐雾测试，防腐等级WFI；
- + 超高光效，节能性更好。

- + SOTAE BOOST Structure UFO power supply, efficiency is up to 96% ;
- + Fresnel lens, dazzle value is lower;
- + Spray passed 240 hours salt spray test, anti-corrosion grade WFI;
- + Ultra-high light efficiency, energy saving better.



配光曲线

LIGHT DISTRIBUTION CURVE




60/90°

产品尺寸(mm)

PRODUCT SIZE

Size and Weight	50W	80W	100W	120W	150W	200W	250W
Smart High Bay Dimmable GC61	Φ200*137mm	Φ200*137mm	Φ315*137mm	Φ315*137mm	Φ380*137mm	Φ380*137mm	Φ380*137mm
	0.82kg	1.36kg	1.85kg	1.85kg	2.56kg	2.56kg	2.67kg



产品参数 PRODUCT PARAMETERS

	50W	80W	100W	120W	150W	200W	250W
系统功率 System power (W)	50	80	100	120	150	200	250
系统输出 System output (Lm)	6500	10400	13000	15600	19500	26000	32500
系统效率 Efficacy (Lm/W)	130						
色温 Color temperature (K)	4000/5700 K						
显指 CRI (Ra)	80						
输入电压 Input voltage	200-240V/50-60Hz						
功率因素 PF	0.95						
控制/调光 Control/Dimming	60° /90°						
感应器 Sensor	Light sensor or microwave sensor						
感应类型 Sensor type	Light sensor or microwave sensor						
感应距离 Sensor distance	Max15m						
工作电压 Operating Voltage	DC10.5-15V						
调光方式 Dimmable control	On/Off 0-10V						
灵敏度设置 Sensitivity setting	25%/50%/70%/100%						
延迟时间 Holdtime	5s/30s/1mi n/3mi n/5mi n/10mi n/20mi n/30mi n						
微波感应范围 Microwave detection distance	Radi us 3-7m						
防护等级 IP	IP65						
冲击力等级 IK	IK07						
电源 Driver	DC Driver						
电器等级 Electrical appliance class	Class I						
适用环境温度 Applicable ambient temperature	-35° -45°						
浪涌等级 Surge grade	4/6KV						
灯具寿命 Luminaire lifespan	50000hs@Lm70, Ta35°						

工厂灯 GC71 | HIGHBAY LIGHT GC71 STD

80W/100W/120W/150W/200W/250W



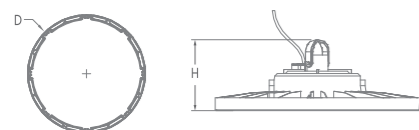
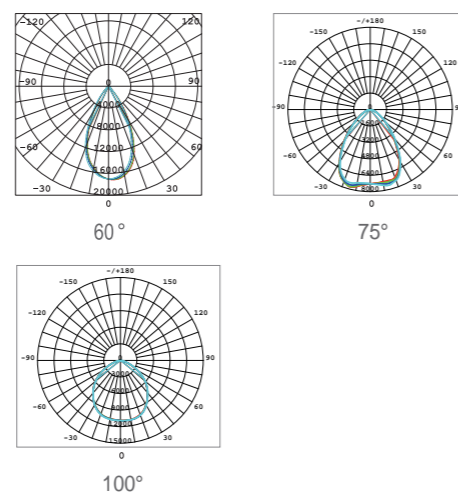
- + 索田BOOST架构飞碟电源，效率高达96%；
- + 采用菲涅尔透镜，眩光值更低；
- + 喷塑通过240H盐雾测试，防腐等级WFI；
- + 多种应用，杆状，吊装，反射器可选；
- + 超高光效，节能性更好。

- + SOTAE BOOST ufo power supply, efficiency is up to 96% ;
- + Use Fresnel lens, dazzle value is lower;
- + Spray passed 240H salt spray test, anti-corrosion grade WFI;
- + Variety of applications, rod, lifting, reflector optional;
- + Ultra-high light efficiency, energy Efficiency is better.

产品尺寸(mm) PRODUCT SIZE

	80/100W	120/150W	200/250W
H	89	94	94
D	257	307	381

配光曲线 LIGHT DISTRIBUTION CURVE



产品参数 PRODUCT PARAMETERS


	80W	100W	120W	150W	200W	250W
系统功率 System power(W)	80	100	120	150	200	250
系统输出 System output (Lm)	10400	13000	15600	19500	26000	32500
系统效率 Efficacy (Lm/W)	130					
色温 Color temperature (K)	5700					
显指 CRI (Ra)	80					
输入电压 Input voltage	220V-240V、50/60Hz					
功率因素 PF	0.95					
发光角度 Beam angle	60°/75°/100°					
防护等级 IP	IP65					
冲击力等级 IK	IK06					
电源 Driver	DC DRIVER					
电器等级 Electrical appliance class	Class I					
适用环境温度 Applicable ambient temperature	-25° ~ 45°					
浪涌等级 Surge grade	L-N: 3KV		L/N: G : 3KV			
灯具寿命 Luminaire lifespan	35000h					

- + 可选色温：4000K
- + Optional color temperature:4000K

工厂灯 GC71

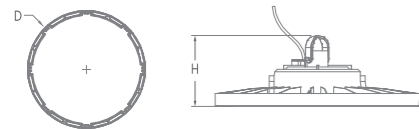
SMART HIGH BAY DIMMABLE GC71 STD

100W/150W/200W

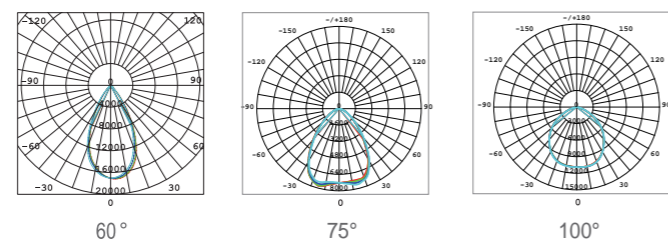


- + 索田BOOST架构飞碟电源，效率高达96%；
- + 采用菲涅尔透镜，眩光值更低；
- + 喷塑通过240H盐雾测试，防腐等级WFI；
- + 多种应用，杆状，吊装，反射器可选；
- + 超高光效，节能性更好。

- + SOTAE BOOST ufo power supply, efficiency is up to 96% ;
- + Use Fresnel lens, dazzle value is lower;
- + Spray passed 240H salt spray test, anti-corrosion grade WFI;
- + Variety of applications, rod, lifting, reflector optional;
- + Ultra-high light efficiency, energy Efficiency is better.




配光曲线 LIGHT DISTRIBUTION CURVE



产品尺寸(mm) PRODUCT SIZE

Size and Weight	Wattage	DXH(mm)	Weight
Smart led high bay GC71	100W	φ381X94mm	2.5kg
	150W		
	200W		



产品参数 PRODUCT PARAMETERS

	100W	150W	200W
系统功率 System power (W)	100	150	200
系统输出 System output (Lm)	13000	19500	22500
系统效率 Efficacy (Lm/W)	150	150	140
色温 Color temperature (K)	3000K/4000K/5700K/6500K		
显指 CRI (Ra)	80		
输入电压 Input voltage	200-240V/50-60Hz		
功率因素 PF	>0.95		
发光角度 Beam angle	60° /75° /100°		
控制定向功率 Control Directional Power	Manual Dialing		
防护等级 IP	IP65		
冲击力等级 IK	IK06		
电源 Driver	DC Driver		
电器等级 Electrical appliance class	Class I		
适用环境温度 Applicable ambient temperature	-20° -45°		
浪涌等级 Surge grade	3KV		
灯具寿命 Luminaire lifespan	35000hs@Lm70, Ta35°		

工厂灯 GC8 | HIGH BAY DIMMABLE GC8 STATUS ECO

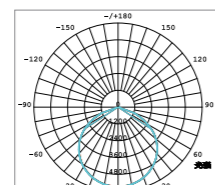
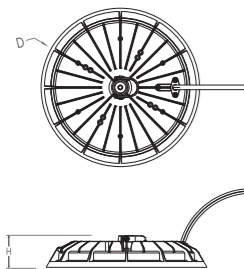
100W/150W/200W



- + 采用索田高压DOB.pro电源技术方案，光源、电源一体式设计。无外置电源，直接接通电压220V，去除电源和变压造成的电子干扰；
- + 灯体采用高热ADC12铝压铸壳体，散热更均匀，温升更低，寿命更长；
- + 多种应用，吊装，杆装，反射器可选；
- + 超高光效，节能性更好。

- + Adopts SOTAE high voltage DOB.pro power technology, uses integrated design of light source and power supply. No external power supply, directly connect voltage 220V, remove the electronic interference caused by power supply and transformer;
- + The light body adopts high thermal conductivity ADC12 aluminum die-casting housing, more uniform heat dissipation, lower temperature rise, longer life;
- + Multiple applications, hoisting, pole mounting, reflector is optional;
- + High light efficiency, better energy saving.

配光曲线 LIGHT DISTRIBUTION CURVE



110°

产品尺寸(mm) PRODUCT SIZE

	100W	150W	200W
H	51	51	51
D	231	260	302



产品参数 PRODUCT PARAMETERS

	100W	150W	200W
系统功率 System power (W)	100	150	200
系统输出 System output (Lm)	10000	15000	20000
系统效率 Efficacy (Lm/W)	100		
色温 Color temperature (K)	3000K/4000K/5700K		
显指 CRI (Ra)	80		
输入电压 Input voltage	220~240V		
功率因素 PF	0.95		
发光角度 Beam angle	110°		
光型 Light Distribution	球形对称配光 spherical symmetric distribution		
防护等级 IP	IP65		
冲击力等级 IK	IK06		
电源 Driver	AC DOB		
电器等级 Electrical appliance class	Class I		
适用环境温度 Applicable ambient temperature	-20°~45°		
浪涌等级 Surge grade	L-N: 2KV L/N-PE: 2KV		
灯具寿命 Luminaire lifespan	20000hs@Lm70, Ta35°		

工厂灯 GC81

SMART HIGH BAY WITH SENSOR GC81 STD

150W

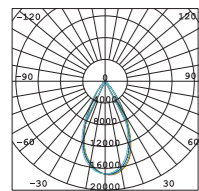


- + 索田BOOST架构飞碟电源，效率高达96%；
- + 采用菲涅尔透镜，眩光值更低；
- + 喷塑通过240H盐雾测试，防腐等级WFI；
- + 多种应用，杆状，吊装，反射器可选；
- + 超高光效，节能性更好。


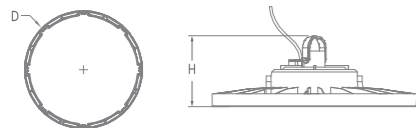
- + SOTAE BOOST ufo power supply, efficiency is up to 96% ;
- + Use Fresnel lens, dazzle value is lower;
- + Spray passed 240H salt spray test, anti-corrosion grade WFI;
- + Variety of applications, rod, lifting, reflector optional;
- + Ultra-high light efficiency, energy Efficiency is better.

配光曲线

LIGHT DISTRIBUTION CURVE



60/90°



产品参数 PRODUCT PARAMETERS

	150W
系统功率 System power (W)	150
系统输出 System output (Lm)	22500
系统效率 Efficacy (Lm/W)	150
色温 Color temperature (K)	3000K/4000K/5700K/6500K
显指 CRI (Ra)	80
输入电压 Input voltage	200-240V/50-60Hz
功率因素 PF	>0.95
发光角度 Beam angle	60° /90°
控制/调光 Control/Dimmable	Lighting sensor or Microwave sensor
防护等级 IP	IP65
冲击力等级 IK	IK06
电源 Driver	DC Driver
电器等级 Electrical appliance class	Class I
适用环境温度 Applicable ambient temperature	-20° -45°
浪涌等级 Surge grade	3KV
灯具寿命 Luminaire lifespan	35000hs@Lm70, Ta35°

工厂灯 GK305 | HIGHBAY LIGHT GK305 STD

100W/150W/200W



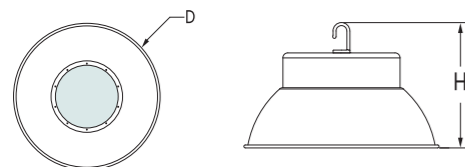
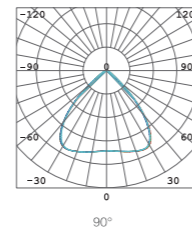
- + 全新的电源技术应用，效率大于96%，使灯具在光效高的情况下成本非常优化；
- + 低频闪，配合环形向心颗粒排布，灯具眩光值更低；
- + 更高的显色颗粒使用，增强了色彩还原能力与清晰度，视觉更清晰且无蓝光危害；
- + 防眩光设计，不刺眼，适用于球场和精密加工场所。

- + The application of new power technology, efficiency is more than 96%, lamps cost optimization in high light efficiency;
- + Low-frequency flash, with circular centripetal particle layout, lamps dazzle value is lower;
- + The use of higher color particles, enhanced color restoration ability and clarity, clear vision and no blue light harm;
- + Anti-glare design, not dazzling, suitable for golf course and precision processing place.

产品尺寸(mm) PRODUCT SIZE

	100W	150W	200W
H	249	269	279
D	375	465	475

配光曲线 LIGHT DISTRIBUTION CURVE



产品参数 PRODUCT PARAMETERS

	100W	150W	200W
系统功率 System power (W)	100	150	200
系统输出 System output (Lm)	10000	15000	20000
系统效率 Efficacy (Lm/W)	100		
色温 Color temperature (K)	5700K		
显指 CRI (Ra)	80		
输入电压 Input voltage	220V-240V、50/60Hz		
功率因素 PF	0.9		
发光角度 Beam angle	80°		
防护等级 IP	IP40		
电源 Driver	DC DRIVER		
电器等级 Electrical appliance class	Class I		
适用环境温度 Applicable ambient temperature	-25°~45°		
浪涌等级 Surge grade	L-N: 2KV L/N: G: 2KV		
灯具寿命 Luminaire lifespan	25000hrs@Lm70/B50-Ta35°C		

工厂灯 GC405 | HIGHBAY LIGHT GC405 3016 STD

100W/150W/200W

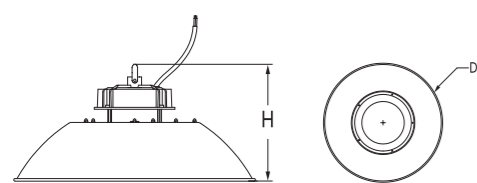


- + BOOST架构飞碟电源, 效率高达96%;
- + 环形向心式颗粒排布, 眩光值更低;
- + 简洁式结构设计, 安装运输更轻便;
- + 设计寿命为30000小时, 工期内不用换灯。

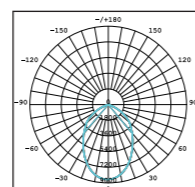
- + BOOST UFO power supply, efficiency is up to 96% ;
- + Circular centripetal particle arrangement, lower dazzle value;
- + Simple structure design, installation and transportation are more convenient;
- + Lifespan 30,000 hours, no need to change the lights during the construction period.

产品尺寸(mm) PRODUCT SIZE

	100W	150W	200W
H	184	219	234
D	319	453	469



配光曲线 LIGHT DISTRIBUTION CURVE



80°



产品参数 PRODUCT PARAMETERS

	100W	150W	200W
系统功率 System power (W)	100	150	200
系统输出 System output (Lm)	11000	16500	22000
系统效率 Efficacy (Lm/W)	110		
色温 Color temperature (K)	4000K/5700K/6500K		
显指 CRI (Ra)	80		
输入电压 Input voltage	220V-240V、50/60Hz		
功率因素 PF	0.9		
发光角度 Beam angle	80°		
防护等级 IP	IP40		
电源 Driver	DC DRIVER		
电器等级 Electrical appliance class	Class I		
适用环境温度 Applicable ambient temperature	-20°~30°		
浪涌等级 Surge grade	L-N: 3KV L/N: G: 3KV		
灯具寿命 Luminaire lifespan	30000hrs@Lm70/B50-Ta35°C		



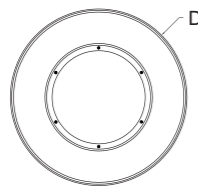
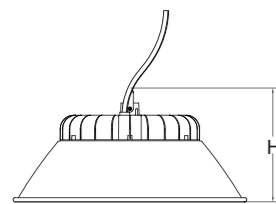
工厂灯 GC406 | HIGHBAY LIGHT GC406 STD

100W/150W/200W

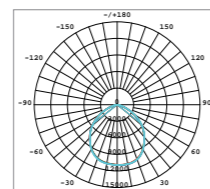


- + BOOST架构飞碟电源, 效率高达96%;
- + 环形向心式颗粒排布, 眩光值更低;
- + 简洁式结构设计, 安装运输更轻便;
- + 设计寿命为30000小时, 工期内不用换灯。

- + BOOST UFO power supply, efficiency is up to 96% ;
- + Circular centripetal particle arrangement, lower dazzle value;
- + Simple structure design, installation and transportation are more convenient;
- + Lifespan 30,000 hours, no need to change the lights during the construction period.




配光曲线 LIGHT DISTRIBUTION CURVE



100°

产品尺寸(mm) PRODUCT SIZE

Size and Weight	Wattage	DXH(mm)	Weight
led high bay GC406	100W	φ350X167mm	1.2kg
	150W	φ389X180mm	1.7kg
	200W	φ389X180mm	1.7kg



产品参数 PRODUCT PARAMETERS

	100W	150W	200W
系统功率 System power (W)	100	150	200
系统输出 System output (Lm)	10000	15000	20000
系统效率 Efficacy (Lm/W)	100		
色温 Color temperature (K)	3000K/4000K/5700K/6500K		
显指 CRI (Ra)	80		
输入电压 Input voltage	200-240V/50-60Hz		
功率因素 PF	>0.95		
发光角度 Beam angle	100°		
防护等级 IP	IP20		
冲击力等级 IK	IK03		
电源 Driver	DC Driver		
电器等级 Electrical appliance class	Class I		
适用环境温度 Applicable ambient temperature	-20° -35°		
浪涌等级 Surge grade	2KV/3KV		
灯具寿命 Luminaire lifespan	35000hs@Lm70/B50-Ta35°		

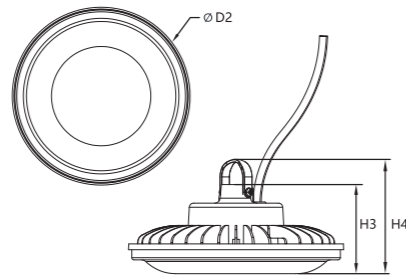
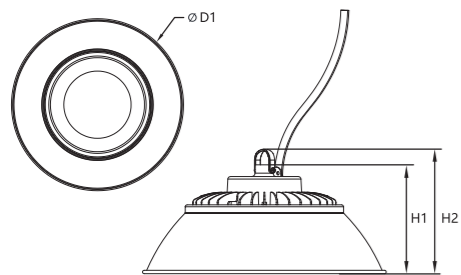
工厂灯 GC407 | HIGHBAY LIGHT GC407 SOTAE STD

100W/150W/200W



- + 采用索田BOOST自制电源内置式设计，通过第三方权威机构检测，效率高达98%；
- + 环形向心式颗粒排布，眩光值更低，超高光效，节能性更好；
- + 灯体采用高导热ADC12铝压铸壳体，散热更均匀，温升更低，寿命更长；
- + 多种应用，吊装，杆装，反射器可选配；
- + 适用于球馆、低棚工厂。

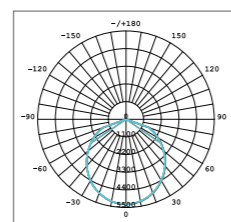
- + Adopts SOTAE BOOST self-made built-in power supply design, through the test of the third-party authority, the efficiency is up to 98%;
- + Annular centripetal particle arrangement, lower glare value, ultra-high light efficiency, better energy saving;
- + The light body adopts high thermal conductivity ADC12 aluminum die-casting housing, more uniform heat dissipation, lower temperature rise, longer life;
- + Multiple applications, hoisting, pole mounting, reflector is optional;
- + Suitable for gymnasium, low shed factory.




产品尺寸(mm) PRODUCT SIZE

	100W	150W	200W
D1	308	356	398
H1	134	159	159
H2	157	182	181
D2	197	226	268
H3	82	87	87
H4	105	110	109

配光曲线 LIGHT DISTRIBUTION CURVE



110°



产品参数 PRODUCT PARAMETERS

	100W	150W	200W
系统功率 System power(W)	100	150	200
系统输出 System output (Lm)	10000	15000	20000
系统效率 Efficacy (Lm/W)	100		
色温 Color temperature (K)	3000K/4000K/5700K		
显指 CRI (Ra)	80		
输入电压 Input voltage	200-240V/50-60Hz		
功率因素 PF	>0.9		
发光角度 Beam angle	100~110°		
防护等级 IP	IP51		
冲击力等级 IK	IK03		
电源 Driver	DC Driver		
电器等级 Electrical appliance class	Class I		
适用环境温度 Applicable ambient temperature	-20°~45°		
浪涌等级 Surge grade	L-N: 3KV L/N-PE: 4KV		
灯具寿命 Luminaire lifespan	20000hrs @ Lm70,Ta35°		

SOTAE

Tunnel lighting
隧道照明

NEW PRODUCT



SD100



SD200



SD300

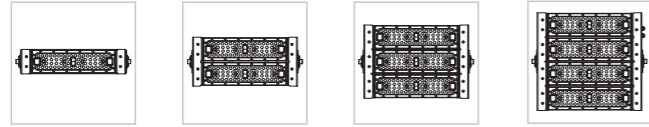


GC-L91



隧道灯 SD100 | TUNNEL LIGHT SD100 STD

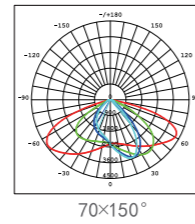
30~240W



- + 采用高光效、安全稳定的LED芯片;
- + 铝材鳞片增大散热面积, 保障效率, 安全稳定;
- + 光线通过球面聚光透镜, 更亮更均匀;
- + 严密防护处理, 防水等级达IP66;
- + 自制BOOST驱动, 效率高达96%。

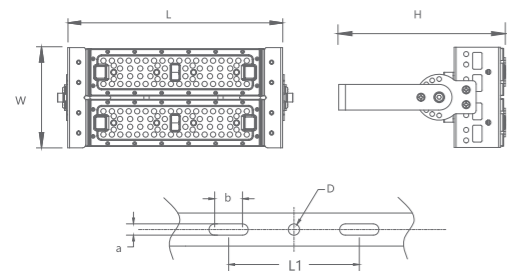
- + High light efficiency, safe and stable LED chip;
- + Aluminum flake to increase heat dissipation area, ensure efficiency, safety and stability;
- + The light is brighter and more uniform through the spherical condenser lens;
- + Strict protection treatment, waterproof class up to IP66;
- + Selfmade boost driver, efficiency up to 96%.

配光曲线 LIGHT DISTRIBUTION CURVE



产品尺寸(mm) PRODUCT SIZE

	30-60W	90-120W	150W	200-240W
L	350	350	350	350
W	75	150	225	299
H	175	175	229	267
L1	150	150	150	150
D	13	13	13	13
a	13	13	13	13
b	32	32	32	32



产品参数 PRODUCT PARAMETERS

	30W	60W	90W	120W	150W	200W	240W
电源 Driver	DC DRIVER						
系统功率 System power (W)	30	60	90	120	150	200	240
系统输出 System output (Lm)	3900	7800	11700	15600	19500	26000	31200
系统效率 Efficacy (Lm/W)	130						
色温 Color temperature (K)	4000						
显指 CRI (Ra)	80						
输入电压 Input voltage	220V-240V、50/60Hz						
功率因素 PF	0.9						
发光角度 Beam angle	70*150°						
防护等级 IP	IP66						
冲击力等级 IK	IK07						
电器等级 Electrical appliance class	Class I						
适用环境温度 Applicable ambient temperature	-20° ~ +45°						
浪涌等级 Surge grade	L-N: 3KV L/N: G: 3KV						
灯具寿命 Luminaire lifespan	30000hrs@Lm70/B50-Ta35°C						

隧道灯 SD200 | TUNNEL LIGHT SD200 PLUS STD

20W/50W/100W/150W/200W

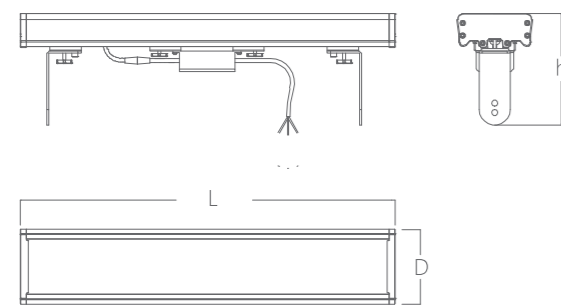


- + 外型简洁,可组合成各种安装方式;
- + 多层防水保护设计;
- + 恒流电源,效率高达93%;
- + EMC抗硫化3030封装,热阻更小。

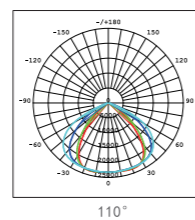
- + Simple appearance, can be combined into a variety of installation methods;
- + Multi-layer waterproof protection design;
- + Constant current power supply, efficiency up to 93%;
- + EMC Anti-vulcanization 3030 package with less thermal resistance.

产品尺寸(mm) PRODUCT SIZE

	20W/50W/100W	150W/200W
L	600	1200
D	120	120
H	178	178



配光曲线 LIGHT DISTRIBUTION CURVE



产品参数 PRODUCT PARAMETERS

	灯体长度 (Length of light) : 600mm			灯体长度 (Length of light) : 1200mm	
	30	50	100	150	200
电源 Driver	BRAND DRIVER				
系统功率 System power (W)	30	50	100	150	200
系统输出 System output (Lm)	3300	5500	11000	16500	22000
系统效率 Efficacy (Lm/W)	110				
色温 Color temperature (K)	4000				
显指 CCT (Ra)	80				
输入电压 Input voltage	220V-240V、50/60Hz				
功率因素 PF	0.9				
发光角度 Beam angle	110°				
防护等级 IP	IP65				
冲击力等级 IK	IK06				
电器等级 Electrical appliance class	Class I				
适用环境温度 Applicable ambient temperature	-20° ~ +45°				
浪涌等级 Surge grade	L-N: 6KV L/N:G: 6KV				
灯具寿命 Luminaire lifespan	30000hrs@Lm70/B50-Ta35°C				



隧道灯 SD300 | TUNNEL LIGHT SD300 STD

30~240W

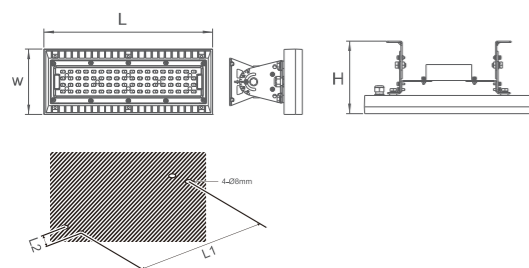


- + 外型简洁,可组合成各种安装方式;
- + 多层防水保护设计;
- + 恒流电源,效率高达93%;
- + EMC抗硫化3030封装,热阻更小。

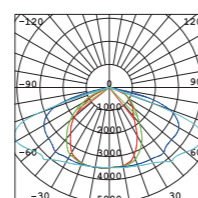
- + Simple appearance, can be combined into a variety of installation methods;
- + Multi-layer waterproof protection design;
- + Constant current power supply, efficiency up to 93%;
- + EMC Anti-vulcanization 3030 package with less thermal resistance.

产品尺寸(mm) PRODUCT SIZE

	30-50W	60-100W	120-150W	200W	240-300W	400W
L	258	355	490	685	490	685
W	136	136	136	136	272	272
H	153	153	153	153	153	153
L1	185	270	405	600	405	600
L2	66	66	66	66	66	66



配光曲线 LIGHT DISTRIBUTION CURVE



80x120°



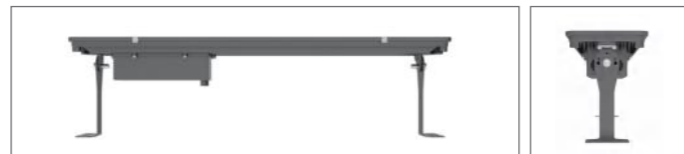
产品参数 PRODUCT PARAMETERS

	30-50W	60-100W	120-150W	200W	240-300W	400W
电源 Driver	MEANWELL-XLG DRIVER					
系统功率 System power (W)	30-50	60-100	120-150	200	240-300	400
系统输出 System output (Lm)	Max. 7250lm	Max. 14500lm	Max. 21750lm	Max. 29000lm	Max. 43500lm	Max. 58000lm
系统效率 Efficacy (Lm/W)	145					
色温 Color temperature (K)	5700					
显指 CCT (Ra)	70					
输入电压 Input voltage	220V-240V、50/60Hz					
功率因素 PF	0.95					
发光角度 Beam angle	80x120°					
防护等级 IP	IP65					
冲击力等级 IK	IK07					
电器等级 Electrical appliance class	Class I					
适用环境温度 Applicable ambient temperature	-25° ~ +55°					
浪涌等级 Surge grade	L-N: 4KV L/N:G : 6KV					
灯具寿命 Luminaire lifespan	50000hrs@Lm70/B50-Ta35°C					
*调光 dimming	0-10调光可选 0-10 dimming optional					

- + 可选色温 : 3000K、4000K
- + Optional color temperature:3000K、4000K

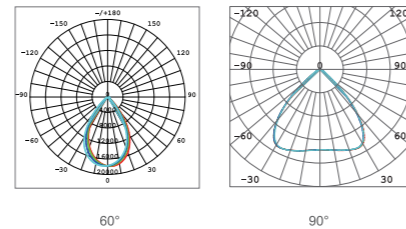
隧道灯 GC-L91 | TUNNEL LIGHT GC-L91 STD

75W/100W/120W/150W/200W/250W

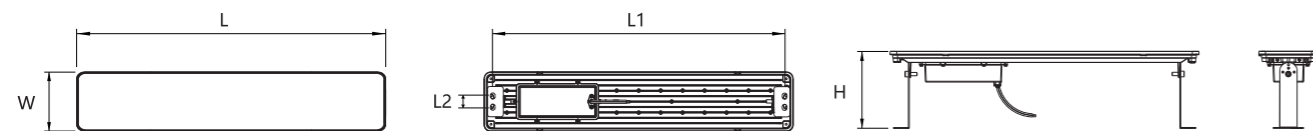


- + 可调光，支架部分可以调节角度；
- + 优选2835LED，绿色环保不含铅，高效发光，散热更快；
模块化设计，大功率并联拼装组合设计；
- + 本品适用于工厂、仓库、隧道等。

配光曲线 LIGHT DISTRIBUTION CURVE



- + Light is adjustable, bracket part angle can be adjusted;
- + Preferably 2835LED, green and lead-free, efficient light, faster heat dissipation;
- + Modular design, high-power parallel assembling design;
- + This product is suitable for factories, warehouses, tunnels, etc.



产品尺寸(mm) PRODUCT SIZE

	75W/100W	120W/150W	200W/250W
L	410	562	715
W	139	139	139
H	179	179	179
L1	380	527	665
L2	26	26	26



产品参数 PRODUCT PARAMETERS

	75W	100W	120W	150W	200W	250W
电源 Driver	DC Driver					
系统功率 System power(W)	75	100	120	150	200	250
系统输出 System output (Lm)	10500	14000	16800	21000	28000	35000
系统效率 Efficacy (Lm/W)	140					
色温 Color temperature (K)	5700					
显指 CRI (Ra)	80					
输入电压 Input voltage	200~240V/50~60Hz					
功率因素 PF	0.95					
发光角度 Beam angle	60° /90°					
防护等级 IP	IP65					
冲击力等级 IK	IK06					
电器等级 Electrical appliance class	Class I					
适用环境温度 Applicable ambient temperature	-20°~45°					
浪涌等级 Surge grade	L-N:3KV L/N-PE:3KV					
灯具寿命 Luminaire lifespan	20000hs@Lm70, Ta35°					

SOTAE

Gas station canopy light

油站灯

NEW PRODUCT




GS001



油站灯GS001 STD

GAS STATION CANOPY LIGHT GS001 STD

60W/90W/110W



吸顶式 surface mounting 嵌入式 recessed 杆装式 rod-mounted

- + 品牌3030灯珠，透镜灯珠照射更远，增强光的使用效率；
- + IP65防水等级，可应对户外雷雨、严寒、酷热等恶劣天气影响；
- + 防爆设计，高热铝材，灯体不易腐蚀，防爆抗压耐高温包装工程照明。

- + 3030 brand led, lens lamp beads shine farther, enhance the efficiency of light;
- + IP65, can deal with outdoor thunderstorms, cold, heat and other bad weather;
- + Explosion-proof design, high heat aluminum, the lamp body is not easy to corrode, explosion-proof, pressure-resistant and high-temperature resistant.

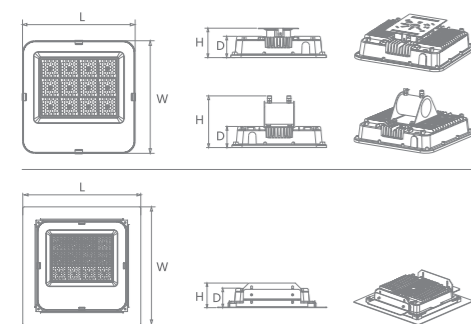
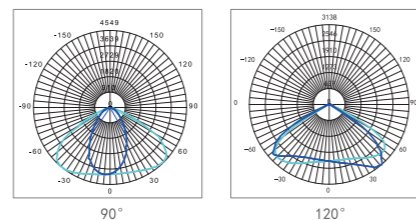
产品尺寸(mm)

PRODUCT SIZE

	嵌入式 Recessed	杆装式 rod-mounted	吸顶式 surface mounting
L	302	302	400
W	302	302	400
H	93	165	90
D	67	67	67

配光曲线

LIGHT DISTRIBUTION CURVE



产品参数 PRODUCT PARAMETERS


	60W	90W	110W
电源 Driver	DC DRIVER		
系统功率 System power (W)	60	90	110
系统输出 System output (Lm)	8100	12150	14850
系统效率 Efficacy (Lm/W)	135		
色温 Color temperature (K)	6500		
显指 CRI (Ra)	80		
输入电压 Input voltage	220V-240V、50/60Hz		
功率因素 PF	0.9		
发光角度 Beam angle	90°/120°		
防护等级 IP	IP65		
冲击力等级 IK	IK06		
电器等级 Electrical appliance class	Class I		
适用环境温度 Applicable ambient temperature	-30° ~ +50°		
浪涌等级 Surge grade	L-N: 3KV L/N: G: 3KV		
灯具寿命 Luminaire lifespan	50000hrs@Lm70/B50-Ta35°C		

- + 可选色温：4000K
- + Optional color temperature: 4000K

油站灯 GS002 STD

GAS STATION CANOPY LIGHT GS002 STD

145W/95W



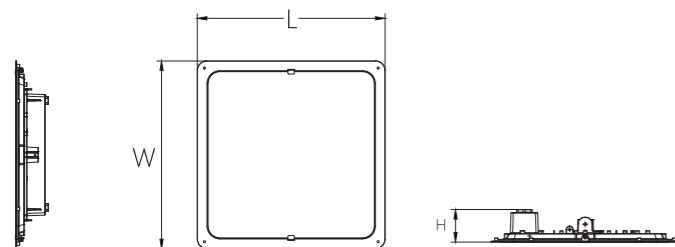
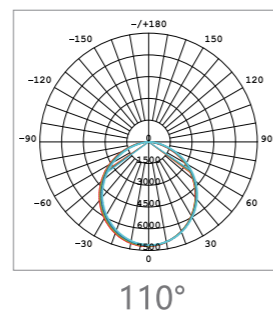
- + 采用索田BOOST自制电源内置式设计，通过第三方权威机构检测，效率高达98%；
- + 品牌2835灯珠，透镜灯珠照射更远，增强光的使用效率；
- + IP65防水等级，可应对户外雷雨、严寒、酷热等恶劣天气影响；
- + 防爆设计，高热铝材，灯体不易腐蚀。

- + Adopts SOTAE BOOST self-made built-in power supply design, through the test of the third-party authority, the efficiency is up to 98%;
- + Brand 2835 chip, chip with lens illuminate further, enhance the use of light efficiency;
- + IP65 waterproof rating, can cope with outdoor thunderstorms, cold, hot and other adverse weather effects;
- + Explosion-proof design, high heat aluminum, light body is not easy to corrode.

产品尺寸(mm) PRODUCT SIZE

	145W	95W
L	400	400
W	400	400
H	80	80

配光曲线 LIGHT DISTRIBUTION CURVE



产品参数 PRODUCT PARAMETERS


	145W	95W
电源 Driver	BSBOOST-VN150*500	BSBOOST-VN150*500
系统功率 System power (W)	145W	95W
系统输出 System output (Lm)	21750	14250
系统效率 Efficacy (Lm/W)	150	
色温 Color temperature (K)	5700K	
显指 CRI (Ra)	80	
输入电压 Input voltage	100-277V	
功率因素 PF	0.9	
发光角度 Beam angle	110°	
防护等级 IP	IP65	
冲击力等级 IK	IK07	
电器等级 Electrical appliance class	Class I	
适用环境温度 Applicable ambient temperature	-20°~45°	
浪涌等级 Surge grade	L-N: 3KV L/N-PE:3KV	
灯具寿命 Luminaire lifespan	50000hrs@lm70 Ta40°	

SOTAE


Intelligent management light

智能管理灯具

NEW PRODUCT



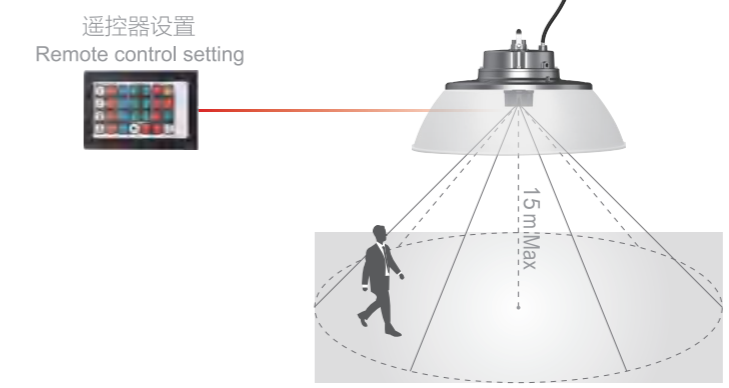
GC61S



工厂灯 GC61S | HIGHBAY LIGHT GC61S



微波感应 Microwave induction



- + 通过安装微波模块感应器，智能工矿灯可以通过要研究应用场所的移动频率调节输出光通。
- + By installing the microwave module sensor, intelligent highbay can adjust output luminous flux by studying the moving frequency of the applied place.

光感应 Photoinduction



- + 通过安装光感应器，智能工矿灯可以自动监测不同时间段的环境亮度，自动调节输出光通量以达到应用场所的目标光通要求。
- + 通过安装光感应器，智能工矿灯也可以根据不用应用环境的要求监测和调节额定输出光通。
- + By installing the light sensors, the intelligent highbay can automatically monitor the environmental brightness in different time and automatically adjust the output luminous flux to meet the target luminous flux requirements of the application site.
- + By installing the light sensors, the intelligent highbay also can monitor and adjust output luminous flux based on the requirements of the application environment.

SOTAE

Power module

电源模组


NEW PRODUCT



MZ113

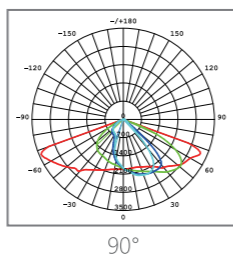
模组 MZ113 | POWER MODULE MZ113 STD

50W



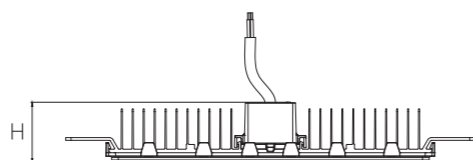
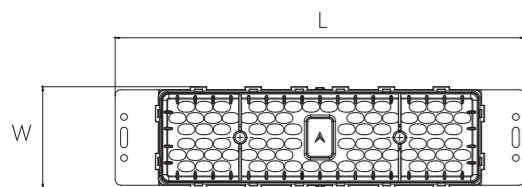
- + 采用索田BOOST自制电源内置式设计，通过第三方权威机构检测，效率高达98%；
- + 模组采用高导热铝型材散热器，散热更均匀，温升更低，寿命更长；
- + 适用度广，可用于道路灯、庭院灯、景观照明等多类照明产品；
- + 优选2835LED，超高光效，环保节能；
- + 简洁式设计，维修更换更便捷。
- + Adopts SOTAE BOOST self-made built-in power supply design, through the test of the third-party authority, the efficiency is up to 98%;
- + The module adopts high thermal conductivity aluminum heat sink, more uniform heat dissipation, lower temperature rise, longer life;
- + Wide application, can be used for street lights, garden lights, landscape lighting and other lighting products;
- + Preferably 2835LED, ultra-high light efficiency, environmental protection and energy saving;
- + Simple design, more convenient maintenance and replacement.

配光曲线 LIGHT DISTRIBUTION CURVE



产品尺寸(mm) PRODUCT SIZE

	50W
L	299
W	70
H	44



适用环境温度

-20 50

防护等级

IP65



产品参数 PRODUCT PARAMETERS

	50W
电源 Driver	BSLT (3304) -AN50x500
系统功率 System power (W)	50W
系统输出 System output (Lm)	6500 (4000K)
系统效率 Efficacy (Lm/W)	130Lm/w (4000K)
色温 Color temperature (K)	3000/4000/5700
显指 CRI (Ra)	80
输入电压 Input voltage	220-240V
功率因素 PF	0.9
发光角度 Beam angle	90°
防护等级 IP	IP65
冲击力等级 IK	IK06
电器等级 Electrical appliance class	Class I
适用环境温度 Applicable ambient temperature	-20°~50°
浪涌等级 Surge grade	L-N: 1KV L/N-PE: 2KV
灯具寿命 Luminaire lifespan	20000hs@Lm70, Ta35°

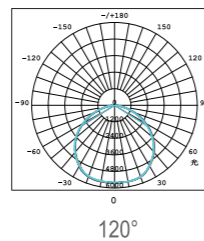
模组 MZ111 | POWER MODULE MZ111 STD

30W/40W/50W/60W




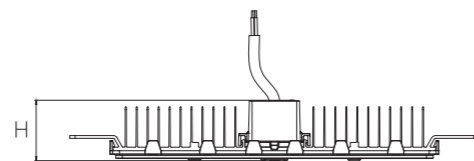
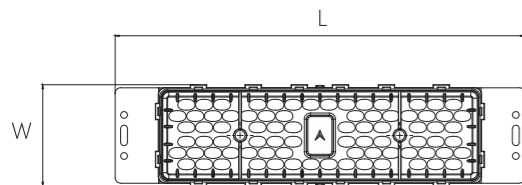
- + 采用索田BOOST自制电源内置式设计，通过第三方权威机构检测，效率高达98%；
- + 模组采用高热铝型材散热器，散热更均匀，温升更低，寿命更长；
- + 适用度广，可用于道路灯、庭院灯、景观照明等多类照明产品；
- + 优选2835LED，超高光效，环保节能；
- + 简洁式设计，维修更换更便捷。
- + Adopts SOTAE BOOST self-made built-in power supply design, through the test of the third-party authority, the efficiency is up to 98%;
- + The module adopts high thermal conductivity aluminum heat sink, more uniform heat dissipation, lower temperature rise, longer life;
- + Wide application, can be used for street lights, garden lights, landscape lighting and other lighting products;
- + Preferably 2835LED, ultra-high light efficiency, environmental protection and energy saving;
- + Simple design, more convenient maintenance and replacement.

配光曲线 LIGHT DISTRIBUTION CURVE



产品尺寸(mm) PRODUCT SIZE

	30W	40W	50W	60W
L	300			
W	75			
H	44			



产品参数 PRODUCT PARAMETERS

	30W	40W	50W	60W
系统功率 System power (W)	30W	40W	50W	60W
系统输出 System output (Lm)	3000	4000	5000	6000
系统效率 Efficacy (Lm/W)	100Lm/w			
色温 Color temperature (K)	3000/4000/5700K			
显指 CRI (Ra)	80			
输入电压 Input voltage	36-48V			
功率因素 PF	0.9			
发光角度 Beam angle	120°			
防护等级 IP	IP65			
冲击力等级 IK	IK06			
电器等级 Electrical appliance class	Class I			
适用环境温度 Applicable ambient temperature	-20°~40°			
浪涌等级 Surge grade	L-N: 1KV L/N-PE: 2KV			
灯具寿命 Luminaire lifespan	20000hs@Lm70, Ta35°			